



FIA FORMULA E CHAMPIONSHIP 2018-19

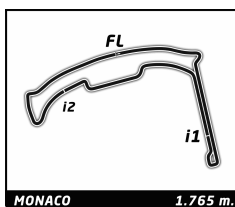


ABB FIA Formula E Championship

Round 9 - Monaco ePrix

Race

Analysis

Official Timekeeper TAG Heuer

250KW 225KW Personal Best Session Best B Crossing the finish line in pit lane

Lap	Time	Sector 1	Sector 2	Sector 3	Kph	Elapsed	Lap	Time	Sector 1	Sector 2	Sector 3	Kph	Elapsed		
2	Sam BIRD	GBR						2	55.714	21.532	16.711	17.471	114.0	1:59.925	
	Envision Virgin Racing	Audi e-tron FE05						3	54.651	21.070	16.396	17.185	116.3	2:54.576	
1	1:06.866	30.662	18.364	17.840	95.0	1:06.866	4	54.060	20.726	16.382	16.952	117.5	3:48.636		
2	56.180	21.554	17.081	17.545	113.1	2:03.046	5	53.866	20.640	16.194	17.032	118.0	4:42.502		
3	54.787	21.106	16.466	17.215	116.0	2:57.833	6	53.663	20.538	16.102	17.023	118.4	5:36.165		
4	54.237	20.892	16.146	17.199	117.2	3:52.070	7	53.488	20.424	16.232	16.832	118.8	6:29.653		
5	53.913	20.757	16.160	16.996	117.9	4:45.983	8	53.858	20.432	16.382	17.044	118.0	7:23.511		
6	53.774	20.594	16.120	17.060	118.2	5:39.757	9	53.296	20.327	16.133	16.836	119.2	8:16.807		
7	53.558	20.409	16.084	17.065	118.6	6:33.315	10	54.073	20.633	16.346	17.094	117.5	9:10.880		
8	53.634	20.433	16.056	17.145	118.5	7:26.949	11	53.573	20.466	16.143	16.964	118.6	10:04.453		
9	53.762	20.756	16.011	16.995	118.2	8:20.711	12	53.454	20.363	16.175	16.916	118.9	10:57.907		
10	53.650	20.397	16.135	17.118	118.4	9:14.361	13	53.804	20.575	16.376	16.853	118.1	11:51.711		
11	53.434	20.451	16.003	16.980	118.9	10:07.795	14	53.673	20.685	16.206	16.782	118.4	12:45.384		
12	53.733	20.549	16.192	16.992	118.3	11:01.528	15	53.750	20.375	16.197	17.178	118.2	13:39.134		
13	53.459	20.264	16.238	16.957	118.9	11:54.987	16	53.431	20.262	16.167	17.002	118.9	14:32.565		
14	53.288	20.206	16.027	17.055	119.2	12:48.275	17	53.555	20.491	16.136	16.928	118.6	15:26.120		
15	53.505	20.482	15.956	17.067	118.8	13:41.780	18	54.213	20.973	16.322	16.918	117.2	16:20.333		
16	54.077	20.604	16.085	17.388	117.5	14:35.857	19	54.479	21.377	16.175	16.927	116.6	17:14.812		
17	53.257	20.219	16.027	17.011	119.3	15:29.114	20	53.550	20.533	16.180	16.837	118.7	18:08.362		
18	53.666	20.556	16.006	17.104	118.4	16:22.780	21	53.258	20.360	16.086	16.812	119.3	19:01.620		
19	53.987	20.621	16.292	17.074	117.7	17:16.767	22	53.461	20.279	16.117	17.065	118.9	19:55.081		
20	53.798	20.522	16.128	17.148	118.1	18:10.565	23	53.457	20.589	16.062	16.806	118.9	20:48.538		
21	53.219	20.356	15.903	16.960	119.4	19:03.784	24	53.744	20.489	16.179	17.076	118.2	21:42.282		
22	52.884	20.133	16.042	16.709	120.1	19:56.668	25	54.422	21.106	16.428	16.888	116.8	22:36.704		
23	53.354	20.488	16.034	16.832	119.1	20:50.022	26	53.376	20.504	16.104	16.768	119.0	23:30.080		
24	53.424	20.729	15.923	16.772	118.9	21:43.446	27	54.716	21.541	16.411	16.764	116.1	24:24.796		
25	53.949	20.626	16.497	16.826	117.8	22:37.395	28	56.100	20.971	18.105	17.024	113.3	25:20.896		
26	52.957	20.519	15.760	16.678	120.0	23:30.352	29	54.379	20.792	16.768	16.819	116.8	26:15.275		
27	53.427	20.608	15.893	16.926	118.9	24:23.779	30	1:25.523	20.518	41.123	23.882	74.3	27:40.798		
28	53.542	20.487	16.069	16.986	118.7	25:17.321	31	53.961	20.772	16.245	16.944	117.8	28:34.759		
29	53.352	20.216	16.174	16.962	119.1	26:10.673	32	53.526	20.301	16.133	17.092	118.7	29:28.285		
30	1:24.922	20.376	30.330	34.216	74.8	27:35.595	33	54.522	21.209	16.388	16.925	116.5	30:22.807		
31	55.861	22.507	16.476	16.878	113.7	28:31.456	34	52.802	20.042	15.988	16.772	120.3	31:15.609		
32	54.610	21.121	16.323	17.166	116.4	29:26.066	35	53.287	20.303	15.970	17.014	119.2	32:08.896		
33	53.168	20.380	16.038	16.750	119.5	30:19.234	36	53.392	20.556	16.234	16.602	119.0	33:02.288		
34	53.366	20.369	15.951	17.046	119.1	31:12.600	37	54.222	20.822	16.508	16.892	117.2	33:56.510		
35	53.658	20.840	15.934	16.884	118.4	32:06.258	38	53.029	20.422	15.991	16.616	119.8	34:49.539		
36	52.880	20.516	15.676	16.688	120.2	32:59.138	39	52.777	20.303	15.810	16.664	120.4	35:42.316		
37	53.292	20.772	15.855	16.665	119.2	33:52.430	40	53.344	20.360	16.111	16.873	119.1	36:35.660		
38	52.983	20.189	15.828	16.966	119.9	34:45.413	41	52.792	20.229	15.741	16.822	120.4	37:28.452		
39	52.779	20.154	15.830	16.795	120.4	35:38.192	42	52.807	20.127	15.947	16.733	120.3	38:21.259		
40	52.868	20.170	15.923	16.775	120.2	36:31.060	43	52.737	20.187	15.775	16.775	120.5	39:13.996		
41	52.942	20.260	15.827	16.855	120.0	37:24.002	44	53.207	20.090	16.160	16.957	119.4	40:07.203		
42	52.792	20.160	15.853	16.779	120.4	38:16.794	45	53.163	20.326	16.090	16.747	119.5	41:00.366		
43	53.533	20.297	16.265	16.971	118.7	39:10.327	46	54.053	21.001	16.287	16.765	117.6	41:54.419		
44	53.238	20.262	15.992	16.984	119.4	40:03.565	47	53.405	20.386	16.167	16.852	119.0	42:47.824		
45	53.209	20.228	16.027	16.954	119.4	40:56.774	48	52.940	20.375	15.892	16.673	120.0	43:40.764		
46	53.678	20.546	16.144	16.988	118.4	41:50.452	49	53.276	20.310	16.060	16.906	119.3	44:34.040		
47	53.643	20.470	15.921	17.252	118.4	42:44.095	50	54.962	20.912	16.800	17.250	115.6	45:29.002		
48	53.654	20.403	16.081	17.170	118.4	43:37.749	51	54.657	20.336	17.272	17.049	116.3	46:23.659		
49	54.160	20.393	16.240	17.527	117.3	44:31.909									
50	54.934	21.054	16.545	17.335	115.7	45:26.843									
3	Alexander LYNN	GBR						4	Robin FRIJNS	NLD					
	Panasonic Jaguar Racing	Jaguar I-Type III							Envision Virgin Racing	Audi e-tron FE05					
1	1:04.211	28.853	17.292	18.066	99.0	1:04.211	1	1:06.444	30.262	18.342	17.840	95.6	1:06.444		
							2	56.027	21.586	17.249	17.192	113.4	2:02.471		
							3	54.925	21.174	16.651	17.100	115.7	2:57.396		
							4	54.220	20.749	16.393	17.078	117.2	3:51.616		
							5	53.710	20.595	16.141	16.974	118.3	4:45.326		

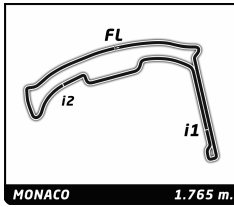


ABB FIA Formula E Championship Round 9 - Monaco ePrix Race

Analysis

Official Timekeeper

■ 250KW
 ▢ 225KW
 ■ Personal Best
 ■ Session Best
 ■ Crossing the finish line in pit lane

Lap	Time	Sector 1	Sector 2	Sector 3	Kph	Elapsed	Lap	Time	Sector 1	Sector 2	Sector 3	Kph	Elapsed
6	53.916	20.734	16.157	17.025	117.8	5:39.242	15	53.616	20.476	16.065	17.075	118.5	13:40.164
7	53.544	20.462	16.096	16.986	118.7	6:32.786	16	53.569	20.486	16.096	16.987	118.6	14:33.733
8	53.665	20.313	16.281	17.071	118.4	7:26.451	17	53.649	20.651	16.041	16.957	118.4	15:27.382
9	53.635	20.704	16.103	16.828	118.5	8:20.086	18	53.911	20.727	16.219	16.965	117.9	16:21.293
10	53.682	20.524	16.222	16.936	118.4	9:13.768	19	53.967	20.751	16.328	16.888	117.7	17:15.260
11	53.184	20.435	16.087	16.662	119.5	10:06.952	20	53.707	20.499	16.265	16.943	118.3	18:08.967
12	53.325	20.700	15.962	16.663	119.2	11:00.277	21	53.214	20.351	15.953	16.910	119.4	19:02.181
13	53.500	20.442	16.307	16.751	118.8	11:53.777	22	53.345	20.243	16.046	17.056	119.1	19:55.526
14	53.742	20.577	16.290	16.875	118.2	12:47.519	23	53.557	20.655	16.048	16.854	118.6	20:49.083
15	53.700	20.526	16.144	17.030	118.3	13:41.219	24	53.495	20.681	16.101	16.713	118.8	21:42.578
16	53.754	20.649	16.101	17.004	118.2	14:34.973	25	54.457	21.263	16.417	16.777	116.7	22:37.035
17	53.655	20.423	16.282	16.950	118.4	15:28.628	26	54.421	21.457	16.097	16.867	116.8	23:31.456
18	53.757	20.507	16.252	16.998	118.2	16:22.385	27	53.613	20.360	16.540	16.713	118.5	24:25.069
19	53.938	20.502	16.477	16.959	117.8	17:16.323	28	53.409	20.445	16.008	16.956	119.0	25:18.478
20	53.786	20.454	16.368	16.964	118.1	18:10.109	29	53.387	20.338	16.006	17.043	119.0	26:11.865
21	53.315	20.238	16.088	16.989	119.2	19:03.424	30	1:25.310	20.394	33.238	31.678	74.5	27:37.175
22	54.052	21.017	16.196	16.839	117.6	19:57.476	31	55.344	21.223	17.115	17.006	114.8	28:32.519
23	53.464	20.348	16.241	16.875	118.8	20:50.940	32	54.439	20.751	16.639	17.049	116.7	29:26.958
24	53.418	20.442	16.146	16.830	118.9	21:44.358	33	53.466	20.367	16.180	16.919	118.8	30:20.424
25	54.288	20.549	16.718	17.021	117.0	22:38.646	34	53.193	20.065	15.982	17.146	119.5	31:13.617
26	53.344	20.485	15.966	16.893	119.1	23:31.990	35	53.669	20.429	16.184	17.056	118.4	32:07.286
27	53.686	20.300	16.474	16.912	118.4	24:25.676	36	53.220	20.459	15.856	16.905	119.4	33:00.506
28	54.123	20.416	16.863	16.844	117.4	25:19.799	37	54.440	21.255	16.316	16.869	116.7	33:54.946
29	52.805	20.055	15.947	16.803	120.3	26:12.604	38	52.730	20.081	15.822	16.827	120.5	34:47.676
30	1:24.725	20.498	33.239	30.988	75.0	27:37.329	39	52.710	20.148	15.763	16.799	120.5	35:40.386
31	56.708	21.466	17.953	17.289	112.0	28:34.037	40	54.278	21.502	15.979	16.797	117.1	36:34.664
32	53.736	20.458	16.337	16.941	118.2	29:27.773	41	52.809	20.254	15.762	16.793	120.3	37:27.473
33	53.467	20.499	16.092	16.876	118.8	30:21.240	42	52.710	20.044	15.896	16.770	120.5	38:20.183
34	53.295	20.299	16.021	16.975	119.2	31:14.535	43	52.772	20.106	15.768	16.898	120.4	39:12.955
35	53.540	20.388	16.178	16.974	118.7	32:08.075	44	53.532	20.219	16.411	16.902	118.7	40:06.487
36	53.439	20.529	16.120	16.790	118.9	33:01.514	45	53.012	20.163	15.846	17.003	119.9	40:59.499
37	54.334	20.724	16.698	16.912	116.9	33:55.848	46	53.331	20.558	15.800	16.973	119.1	41:52.830
38	52.830	20.145	15.984	16.701	120.3	34:48.678	47	53.371	20.630	15.872	16.869	119.1	42:46.201
39	52.766	19.870	16.153	16.743	120.4	35:41.444	48	52.884	20.169	15.871	16.844	120.1	43:39.085
40	52.851	20.085	16.001	16.765	120.2	36:34.295	49	53.624	20.461	16.034	17.129	118.5	44:32.709
41	52.559	20.145	15.697	16.717	120.9	37:26.854	50	56.742	22.364	17.107	17.271	112.0	45:29.451
42	52.807	20.180	15.874	16.753	120.3	38:19.661	51	54.647	20.443	17.089	17.115	116.3	46:24.098
43	52.501	20.092	15.854	16.555	121.0	39:12.162							
44	53.486	20.924	15.967	16.595	118.8	40:05.648							
45	52.758	20.281	16.010	16.467	120.4	40:58.406							
46	53.675	20.971	15.979	16.725	118.4	41:52.081							

5 Stoffel VANDOORNE		BEL					
HWA RACELAB		Venturi VFE05					
1	1:05.125	29.678	17.434	18.013	97.6	1:05.125	
2	55.723	21.790	16.592	17.341	114.0	2:00.848	
3	54.938	21.237	16.420	17.281	115.7	2:55.786	
4	54.018	20.773	16.222	17.023	117.6	3:49.804	
5	53.780	20.574	16.133	17.073	118.1	4:43.584	
6	53.744	20.637	16.104	17.003	118.2	5:37.328	
7	53.440	20.449	16.058	16.933	118.9	6:30.768	
8	53.797	20.604	16.057	17.136	118.1	7:24.565	
9	53.210	20.384	16.133	16.693	119.4	8:17.775	
10	53.977	20.776	16.220	16.981	117.7	9:11.752	
11	53.435	20.589	16.058	16.788	118.9	10:05.187	
12	53.513	20.677	15.984	16.852	118.7	10:58.700	
13	54.049	20.852	16.127	17.070	117.6	11:52.749	
14	53.799	20.552	16.272	16.975	118.1	12:46.548	

6 Maximilian GÜNTHER		DEU					
GEOX DRAGON		Penske EV-3					
1	1:10.942	33.273	19.149	18.520	89.6	1:10.942	
2	55.921	21.780	16.782	17.359	113.6	2:06.863	
3	55.291	21.536	16.702	17.053	114.9	3:02.154	
4	54.258	20.788	16.403	17.067	117.1	3:56.412	
5	54.057	20.823	16.298	16.936	117.5	4:50.469	
6	54.125	20.884	16.309	16.932	117.4	5:44.594	
7	53.680	20.351	16.340	16.989	118.4	6:38.274	
8	53.470	20.341	16.110	17.019	118.8	7:31.744	
9	54.529	21.070	16.334	17.125	116.5	8:26.273	
10	53.335	20.169	15.992	17.174	119.1	9:19.608	
11	53.524	20.428	16.195	16.901	118.7	10:13.132	
12	53.583	20.394	16.142	17.047	118.6	11:06.715	
13	54.079	20.747	16.162	17.170	117.5	12:00.794	
14	53.515	20.404	16.150	16.961	118.7	12:54.309	
15	53.761	20.508	16.251	17.002	118.2	13:48.070	
16	54.478	21.449	16.001	17.028	116.6	14:42.548	
17	53.357	20.401	15.961	16.995	119.1	15:35.905	
18	53.385	20.328	16.204	16.853	119.0	16:29.290	



FIA FORMULA E CHAMPIONSHIP 2018-19

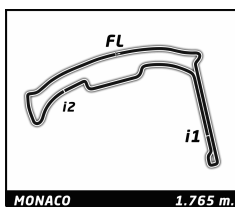


ABB FIA Formula E Championship

Round 9 - Monaco ePrix

Race

Analysis

Official Timekeeper

■ 250KW ■ 225KW ■ Personal Best ■ Session Best ■ Crossing the finish line in pit lane

Lap	Time	Sector 1	Sector 2	Sector 3	Kph	Elapsed	Lap	Time	Sector 1	Sector 2	Sector 3	Kph	Elapsed
19	54.113	20.650	16.717	16.746	117.4	17:23.403	45	53.250	20.362	15.862	17.026	119.3	41:01.584
20	53.193	20.158	16.295	16.740	119.5	18:16.596	46	53.556	20.461	16.105	16.990	118.6	41:55.140
21	53.320	20.312	16.156	16.852	119.2	19:09.916	47	53.524	20.792	15.816	16.916	118.7	42:48.664
22	55.027	20.727	17.224	17.076	115.5	20:04.943	48	53.054	20.383	15.801	16.870	119.8	43:41.718
23	53.153	20.179	16.154	16.820	119.5	20:58.096	49	52.959	20.211	15.784	16.964	120.0	44:34.677
24	53.334	20.222	16.048	17.064	119.1	21:51.430	50	55.320	20.878	16.997	17.445	114.9	45:29.997
25	54.090	20.453	16.234	17.403	117.5	22:45.520	51	54.410	20.441	16.801	17.168	116.8	46:24.407
26	53.807	20.824	16.060	16.923	118.1	23:39.327	8 Tom DILLMANN FRA NIO Formula E Team NIO Sport 004						
27	53.827	20.341	16.487	16.999	118.0	24:33.154							
28	53.438	20.692	16.157	16.589	118.9	25:26.592	1	1:09.745	33.288	17.910	18.547	91.1	1:09.745
29	1:27.251	22.143	17.034	48.074	72.8	26:53.843	2	56.284	21.775	16.642	17.867	112.9	2:06.029

Lap	Time	Sector 1	Sector 2	Sector 3	Kph	Elapsed
1	1:08.186	31.356	18.530	18.300	93.2	1:08.186
2	56.060	21.650	16.495	17.915	113.3	2:04.246
3	54.813	21.189	16.277	17.347	115.9	2:59.059
4	54.186	20.809	16.274	17.103	117.3	3:53.245
5	54.166	21.044	16.081	17.041	117.3	4:47.411
6	53.891	20.677	16.144	17.070	117.9	5:41.302
7	53.411	20.320	16.044	17.047	119.0	6:34.713
8	53.696	20.527	16.082	17.087	118.3	7:28.409
9	53.659	20.646	15.985	17.028	118.4	8:22.068
10	53.511	20.399	16.008	17.104	118.7	9:15.579
11	53.723	20.597	16.131	16.995	118.3	10:09.302
12	53.755	20.404	16.277	17.074	118.2	11:03.057
13	53.774	20.612	16.127	17.035	118.2	11:56.831
14	53.638	20.473	16.143	17.022	118.5	12:50.469
15	53.527	20.575	15.988	16.964	118.7	13:43.996
16	53.581	20.499	16.012	17.070	118.6	14:37.577
17	53.789	20.634	16.100	17.055	118.1	15:31.366
18	53.493	20.506	16.039	16.948	118.8	16:24.859
19	53.735	20.647	16.098	16.990	118.2	17:18.594
20	53.955	20.551	16.206	17.198	117.8	18:12.549
21	53.649	20.579	16.078	16.992	118.4	19:06.198
22	54.997	21.926	16.374	16.697	115.5	20:01.195
23	52.404	19.995	15.768	16.641	121.3	20:53.599
24	53.047	20.206	16.096	16.745	119.8	21:46.646
25	53.401	20.342	16.031	17.028	119.0	22:40.047
26	53.811	20.705	16.201	16.905	118.1	23:33.858
27	53.805	20.677	16.055	17.073	118.1	24:27.663
28	54.353	20.433	16.755	17.165	116.9	25:22.016
29	54.383	20.822	16.387	17.174	116.8	26:16.399
30	1:28.526	24.954	41.566	22.006	71.8	27:44.925
31	53.781	20.651	16.119	17.011	118.1	28:38.706
32	53.425	20.433	16.040	16.952	118.9	29:32.131
33	53.508	20.264	16.142	17.102	118.7	30:25.639
34	53.067	20.230	15.891	16.946	119.7	31:18.706
35	53.232	20.379	15.944	16.909	119.4	32:11.938
36	53.111	20.336	16.101	16.674	119.6	33:05.049
37	52.722	20.042	15.859	16.821	120.5	33:57.771
38	52.805	20.505	15.689	16.611	120.3	34:50.576
39	53.059	20.466	15.896	16.697	119.8	35:43.635
40	52.949	20.089	15.973	16.887	120.0	36:36.584
41	53.203	20.327	15.983	16.893	119.4	37:29.787
42	52.673	20.052	15.743	16.878	120.6	38:22.460
43	52.950	20.209	15.877	16.864	120.0	39:15.410
44	52.924	20.093	15.853	16.978	120.1	40:08.334

Lap	Time	Sector 1	Sector 2	Sector 3	Kph	Elapsed
1	1:09.745	33.288	17.910	18.547	91.1	1:09.745
2	56.284	21.775	16.642	17.867	112.9	2:06.029
3	54.918	21.160	16.363	17.395	115.7	3:00.947
4	54.405	20.908	16.320	17.177	116.8	3:55.352
5	54.049	20.776	16.196	17.077	117.6	4:49.401
6	54.047	20.784	16.154	17.109	117.6	5:43.448
7	53.397	20.337	16.069	16.991	119.0	6:36.845
8	53.541	20.450	16.154	16.937	118.7	7:30.386
9	53.795	20.701	16.098	16.996	118.1	8:24.181
10	53.929	20.643	16.123	17.163	117.8	9:18.110
11	53.353	20.372	16.053	16.928	119.1	10:11.463
12	53.533	20.457	16.140	16.936	118.7	11:04.996
13	54.019	20.713	16.259	17.047	117.6	11:59.015
14	53.600	20.469	16.165	16.966	118.5	12:52.615
15	53.675	20.439	16.193	17.043	118.4	13:46.290
16	53.669	20.574	16.153	16.942	118.4	14:39.959
17	53.448	20.519	16.065	16.864	118.9	15:33.407
18	53.652	20.565	16.124	16.963	118.4	16:27.059
19	53.856	20.736	16.207	16.913	118.0	17:20.915
20	53.690	20.394	16.251	17.045	118.3	18:14.605
21	54.400	21.242	16.260	16.898	116.8	19:09.005
22	57.006	22.034	17.297	17.675	111.5	20:06.011
23	54.027	20.806	16.140	17.081	117.6	21:00.038
24	53.762	20.570	16.093	17.099	118.2	21:53.800
25	54.021	20.770	16.158	17.093	117.6	22:47.821
26	53.958	20.805	16.129	17.024	117.8	23:41.779
27	53.994	20.766	16.216	17.012	117.7	24:35.773
28	53.752	20.576	16.116	17.060	118.2	25:29.525
29	54.448	20.915	16.356	17.177	116.7	26:23.973
30	1:26.115	24.634	41.690	19.791	73.8	27:50.088
31	54.495	20.678	16.902	16.915	116.6	28:44.583
32	53.353	20.159	16.240	16.954	119.1	29:37.936
33	53.753	20.567	16.348	16.838	118.2	30:31.689
34	54.044	20.884	16.139	17.021	117.6	31:25.733
35	53.456	20.490	16.033	16.933	118.9	32:19.189
36	53.650	20.634	16.078	16.938	118.4	33:12.839
37	53.598	20.539	16.146	16.913	118.5	34:06.437
38	53.701	20.589	16.106	17.006	118.3	35:00.138
39	53.464	20.451	16.296	16.717	118.8	35:53.602
40	52.698	20.186	15.885	16.627	120.6	36:46.300
41	53.072	20.202	16.017	16.853	119.7	37:39.372
42	52.915	20.104	15.896	16.915	120.1	38:32.287
43	53.442	20.666	15.936	16.840	118.9	39:25.729
44	53.755	20.468	16.189	17.098	118.2	40:19.484
45	54.118	20.655	16.346	17.117	117.4	41:13.602
46	53.824	20.563	16.327	16.934	118.1	42:07.426
47	53.765	20.830	16.153	16.782	118.2	43:01.191
48	53.610	20.583	16.200	16.827	118.5	43:54.801

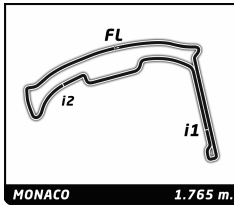


ABB FIA Formula E Championship Round 9 - Monaco ePrix Race

Analysis

Official Timekeeper

■ 250KW
 ■ 225KW
 ■ Personal Best
 ■ Session Best
 ■ B Crossing the finish line in pit lane

Lap	Time	Sector 1	Sector 2	Sector 3	Kph	Elapsed	Lap	Time	Sector 1	Sector 2	Sector 3	Kph	Elapsed
49	53.467	20.543	16.134	16.790	118.8	44:48.268	18	53.642	20.370	16.112	17.160	118.5	16:24.362
50	54.348	20.790	16.405	17.153	116.9	45:42.616	19	53.753	20.433	16.154	17.166	118.2	17:18.115
51	54.792	20.567	16.339	17.886	116.0	46:37.408	20	53.912	20.470	16.215	17.227	117.9	18:12.027
11 Lucas DI GRASSI BRA							17 Gary PAFETT GBR						
Audi Sport Abt Schaeffler Formula E Te Audi e-tron FE05							HWA RACELAB Venturi VFE05						
1	1:05.925	30.284	17.742	17.899	96.4	1:05.925	1	1:09.340	31.961	18.962	18.417	91.6	1:09.340
2	56.072	21.876	16.882	17.314	113.3	2:01.997	2	56.151	21.725	16.682	17.744	113.2	2:05.491
3	54.911	21.100	16.741	17.070	115.7	2:56.908	3	54.695	21.042	16.374	17.279	116.2	3:00.186
4	54.202	20.682	16.454	17.066	117.2	3:51.110	4	54.518	21.029	16.427	17.062	116.5	3:54.704
5	53.740	20.566	16.177	16.997	118.2	4:44.850	5	54.110	20.838	16.159	17.113	117.4	4:48.814
6	53.959	20.603	16.342	17.014	117.8	5:38.809	6	53.906	20.754	16.073	17.079	117.9	5:42.720
7	53.446	20.373	16.242	16.831	118.9	6:32.255	7	53.485	20.485	16.035	16.965	118.8	6:36.205
8	53.758	20.280	16.524	16.954	118.2	7:26.013	8	53.671	20.451	16.216	17.004	118.4	7:29.876
9	53.579	20.615	16.090	16.874	118.6	8:19.592	9	53.714	20.493	16.129	17.092	118.3	8:23.590
10	53.834	20.495	16.292	17.047	118.0	9:13.426	10	53.577	20.481	16.111	16.985	118.6	9:17.167
11	53.262	20.272	16.229	16.761	119.3	10:06.688	11	53.497	20.471	16.075	16.951	118.8	10:10.664
12	53.358	20.410	16.187	16.761	119.1	11:00.046	12	53.718	20.497	16.172	17.049	118.3	11:04.382
13	53.502	20.299	16.285	16.918	118.8	11:53.548	13	54.116	20.690	16.412	17.014	117.4	11:58.498
14	53.641	20.390	16.329	16.922	118.5	12:47.189	14	53.292	20.277	15.985	17.030	119.2	12:51.790
15	53.656	20.443	16.224	16.989	118.4	13:40.845	15	53.504	20.497	16.232	16.775	118.8	13:45.294
16	53.596	20.348	16.282	16.966	118.6	14:34.441	16	53.434	20.743	16.033	16.658	118.9	14:38.728
17	53.716	20.434	16.344	16.938	118.3	15:28.157	17	53.556	20.717	16.041	16.798	118.6	15:32.284
18	53.696	20.522	16.252	16.922	118.3	16:21.853	18	53.806	20.871	15.976	16.959	118.1	16:26.090
19	53.991	20.519	16.558	16.914	117.7	17:15.844	19	53.622	20.816	15.927	16.879	118.5	17:19.712
20	53.667	20.373	16.381	16.913	118.4	18:09.511	20	54.032	20.840	16.206	16.986	117.6	18:13.744
21	53.141	20.276	16.080	16.785	119.6	19:02.652	21	54.201	20.399	16.857	16.945	117.2	19:07.945
22	53.377	20.359	16.101	16.917	119.0	19:56.029	22	55.983	22.022	16.979	16.982	113.5	20:03.928
23	53.437	20.635	16.167	16.635	118.9	20:49.466	23	53.044	20.208	15.915	16.921	119.8	20:56.972
24	53.526	20.716	16.172	16.638	118.7	21:42.992	24	53.532	20.386	16.064	17.082	118.7	21:50.504
25	54.917	21.101	16.817	16.999	115.7	22:37.909	25	54.091	20.352	16.483	17.256	117.5	22:44.595
26	52.906	20.340	15.943	16.623	120.1	23:30.815	26	53.790	20.805	16.032	16.953	118.1	23:38.385
27	53.152	20.564	15.846	16.742	119.5	24:23.967	27	54.224	20.712	16.712	16.800	117.2	24:32.609
28	53.875	20.822	16.157	16.896	117.9	25:17.842	28	53.578	20.725	15.896	16.957	118.6	25:26.187
29	53.327	20.237	16.153	16.937	119.2	26:11.169	29	54.708	21.774	16.291	16.643	116.1	26:20.895
30	1:25.089	20.472	31.334	33.283	74.7	27:36.258	30	1:25.292	22.310	41.635	21.347	74.5	27:46.187
31	55.573	21.912	16.821	16.840	114.3	28:31.831	31	53.469	20.710	16.055	16.704	118.8	28:39.656
16 Oliver TURVEY GBR							32 54.551 20.594 17.253 16.704 116.5 29:34.207						
NIO Formula E Team NIO Sport 004							33 53.402 20.337 16.247 16.818 119.0 30:27.609						
1	1:07.575	30.766	18.717	18.092	94.0	1:07.575	34	52.725	20.015	15.815	16.895	120.5	31:20.334
2	56.089	21.427	16.894	17.768	113.3	2:03.664	35	52.434	19.911	15.708	16.815	121.2	32:12.768
3	54.879	21.112	16.539	17.228	115.8	2:58.543	36	53.293	20.282	16.042	16.969	119.2	33:06.061
4	54.328	20.775	16.319	17.234	117.0	3:52.871	37	52.893	20.153	15.738	17.002	120.1	33:58.954
5	54.011	20.601	16.276	17.134	117.6	4:46.882	38	53.109	20.162	15.931	17.016	119.6	34:52.063
6	53.705	20.430	16.168	17.107	118.3	5:40.587	39	52.846	20.093	15.952	16.801	120.2	35:44.909
7	53.589	20.496	16.100	16.993	118.6	6:34.176	40	52.750	20.020	15.821	16.909	120.5	36:37.659
8	53.599	20.288	16.021	17.290	118.5	7:27.775							
9	53.740	20.741	16.011	16.988	118.2	8:21.515							
10	53.604	20.321	16.097	17.186	118.5	9:15.119							
11	53.538	20.441	16.063	17.034	118.7	10:08.657							
12	53.853	20.531	16.240	17.082	118.0	11:02.510							
13	53.909	20.657	16.125	17.127	117.9	11:56.419							
14	53.422	20.289	16.099	17.034	118.9	12:49.841							
15	53.536	20.432	16.062	17.042	118.7	13:43.377							
16	53.789	20.361	16.211	17.217	118.1	14:37.166							
17	53.554	20.307	16.180	17.067	118.6	15:30.720							

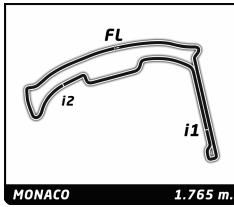


ABB FIA Formula E Championship Round 9 - Monaco ePrix Race

Analysis

Official Timekeeper

■ 250KW
 ■ 225KW
 ■ Personal Best
 ■ Session Best
 ■ B Crossing the finish line in pit lane

Lap	Time	Sector 1	Sector 2	Sector 3	Kph	Elapsed	Lap	Time	Sector 1	Sector 2	Sector 3	Kph	Elapsed	
41	52.998	20.282	15.797	16.919	119.9	37:30.657	45	52.950	19.919	16.415	16.616	120.0	40:45.927	
42	52.786	20.221	15.743	16.822	120.4	38:23.443	46	52.396	19.983	15.699	16.714	121.3	41:38.323	
43	53.713	20.433	15.787	17.493	118.3	39:17.156	47	52.693	19.887	16.072	16.734	120.6	42:31.016	
44	53.240	20.667	15.775	16.798	119.3	40:10.396	48	53.211	20.366	15.994	16.851	119.4	43:24.227	
45	53.044	20.216	15.868	16.960	119.8	41:03.440	49	53.570	20.528	16.067	16.975	118.6	44:17.797	
46	52.989	20.164	15.785	17.040	119.9	41:56.429	50	54.038	20.716	16.234	17.088	117.6	45:11.835	
47	55.195	22.306	16.119	16.770	115.1	42:51.624	51	54.973	20.802	16.596	17.575	115.6	46:06.808	
48	53.261	20.252	15.857	17.152	119.3	43:44.885								
49	54.926	21.345	16.429	17.152	115.7	44:39.811								
50	53.761	20.516	15.942	17.303	118.2	45:33.572								
51	53.828	20.521	16.275	17.032	118.0	46:27.400								

19 Felipe MASSA		BRA				
Venturi Formula E Team		Venturi VFE05				
1	1:02.698	27.424	17.462	17.812	101.3	1:02.698
2	55.772	21.433	16.956	17.383	113.9	1:58.470
3	54.532	20.766	16.577	17.189	116.5	2:53.002
4	54.070	20.546	16.405	17.119	117.5	3:47.072
5	53.889	20.522	16.327	17.040	117.9	4:40.961
6	53.554	20.294	16.209	17.051	118.6	5:34.515
7	53.524	20.417	16.044	17.063	118.7	6:28.039
8	53.621	20.488	16.328	16.805	118.5	7:21.660
9	53.222	20.177	16.187	16.858	119.4	8:14.882
10	53.445	20.476	16.107	16.862	118.9	9:08.327
11	53.204	20.287	16.088	16.829	119.4	10:01.531
12	53.131	20.187	16.149	16.795	119.6	10:54.662
13	53.575	20.332	16.226	17.017	118.6	11:48.237
14	53.416	20.169	16.263	16.984	119.0	12:41.653
15	53.596	20.324	16.273	16.999	118.6	13:35.249
16	53.714	20.314	16.285	17.115	118.3	14:28.963
17	53.349	20.225	16.129	16.995	119.1	15:22.312
18	53.355	20.183	16.212	16.960	119.1	16:15.667
19	53.481	20.238	16.261	16.982	118.8	17:09.148
20	53.320	20.302	16.091	16.927	119.2	18:02.468
21	53.529	20.271	16.265	16.993	118.7	18:55.997
22	53.311	20.330	16.019	16.962	119.2	19:49.308
23	53.411	20.225	16.057	17.129	119.0	20:42.719
24	53.313	20.231	16.174	16.908	119.2	21:36.032
25	53.375	20.212	16.056	17.107	119.0	22:29.407
26	53.271	20.184	16.121	16.966	119.3	23:22.678
27	53.286	20.199	16.098	16.989	119.2	24:15.964
28	53.215	20.161	16.077	16.977	119.4	25:09.179
29	53.392	20.269	16.213	16.910	119.0	26:02.571
30	1:17.479	20.200	19.517	37.762	82.0	27:20.050
31	1:02.538	29.299	16.153	17.086	101.6	28:22.588
32	53.713	20.383	16.292	17.038	118.3	29:16.301
33	54.005	20.644	16.339	17.022	117.7	30:10.306
34	54.216	20.891	16.270	17.055	117.2	31:04.522
35	53.000	20.181	15.992	16.827	119.9	31:57.522
36	52.885	19.983	15.996	16.906	120.1	32:50.407
37	52.765	20.074	15.895	16.796	120.4	33:43.172
38	52.783	19.978	15.994	16.811	120.4	34:35.955
39	52.685	19.981	15.850	16.854	120.6	35:28.640
40	52.993	20.168	15.951	16.874	119.9	36:21.633
41	52.736	19.865	15.924	16.947	120.5	37:14.369
42	52.911	20.210	15.895	16.806	120.1	38:07.280
43	52.710	19.992	15.892	16.826	120.5	38:59.990
44	52.987	20.064	16.116	16.807	119.9	39:52.977

20 Mitch EVANS		NZL				
Panasonic Jaguar Racing		Jaguar I-Type III				
1	1:05.523	29.711	17.807	18.005	97.0	1:05.523
2	56.020	21.963	16.734	17.323	113.4	2:01.543
3	54.668	21.069	16.557	17.042	116.2	2:56.211
4	54.389	20.926	16.485	16.978	116.8	3:50.600
5	53.758	20.530	16.188	17.040	118.2	4:44.358
6	53.906	20.541	16.358	17.007	117.9	5:38.264
7	53.551	20.364	16.223	16.964	118.7	6:31.815
8	53.764	20.384	16.353	17.027	118.2	7:25.579
9	53.448	20.525	16.024	16.899	118.9	8:19.027
10	53.816	20.516	16.202	17.098	118.1	9:12.843
11	53.394	20.370	16.000	17.024	119.0	10:06.237
12	54.961	21.669	16.321	16.971	115.6	11:01.198
13	54.312	21.008	16.277	17.027	117.0	11:55.510
14	52.958	20.255	15.960	16.743	120.0	12:48.468
15	53.620	20.747	16.199	16.674	118.5	13:42.088
16	53.817	20.579	16.180	17.058	118.1	14:35.905
17	53.872	20.599	16.379	16.894	117.9	15:29.777
18	53.602	20.331	16.238	17.033	118.5	16:23.379
19	53.951	20.518	16.340	17.093	117.8	17:17.330
20	53.833	20.542	16.313	16.978	118.0	18:11.163
21	53.499	20.368	16.183	16.948	118.8	19:04.662
22	53.489	20.368	16.238	16.883	118.8	19:58.151
23	53.386	20.303	16.187	16.896	119.0	20:51.537
24	53.478	20.421	16.163	16.894	118.8	21:45.015
25	53.960	20.390	16.541	17.029	117.8	22:38.975
26	53.636	20.523	16.186	16.927	118.5	23:32.611
27	53.442	20.187	16.308	16.947	118.9	24:26.053
28	54.310	20.427	16.991	16.892	117.0	25:20.363
29	53.112	20.117	16.048	16.947	119.6	26:13.475
30	1:25.555	20.320	37.093	28.142	74.3	27:39.030
31	54.780	20.494	17.185	17.101	116.0	28:33.810
32	53.532	20.094	16.416	17.022	118.7	29:27.342
33	53.515	20.434	16.125	16.956	118.7	30:20.857
34	53.123	20.143	16.044	16.936	119.6	31:13.980
35	53.642	20.389	16.273	16.980	118.5	32:07.622
36	53.542	20.461	16.167	16.914	118.7	33:01.164
37	54.224	20.604	16.702	16.918	117.2	33:55.388
38	52.461	20.110	15.842	16.509	121.1	34:47.849
39	52.691	20.295	15.784	16.612	120.6	35:40.540
40	52.490	20.197	15.718	16.575	121.1	36:33.030
41	52.429	20.002	15.832	16.595	121.2	37:25.459
42	52.769	20.346	15.791	16.632	120.4	38:18.228
43	53.125	20.234	16.002	16.889	119.6	39:11.353
44	53.181	20.231	16.063	16.887	119.5	40:04.534
45	53.077	20.211	15.973	16.893	119.7	40:57.611
46	53.536	20.711	15.938	16.887	118.7	41:51.147
47	53.636	20.810	15.966	16.860	118.5	42:44.783
48	53.652	20.729	15.996	16.927	118.4	43:38.435

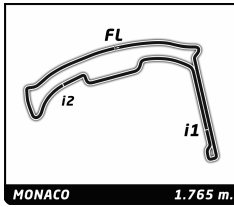


ABB FIA Formula E Championship

Round 9 - Monaco ePrix Race

Analysis

Official Timekeeper

■ 250KW ■ 225KW ■ Personal Best ■ Session Best ■ Crossing the finish line in pit lane

Lap	Time	Sector 1	Sector 2	Sector 3	Kph	Elapsed	Lap	Time	Sector 1	Sector 2	Sector 3	Kph	Elapsed		
49	53.822	20.650	16.042	17.130	118.1	44:32.257	<div style="border: 1px solid black; padding: 5px;"> 23 Sébastien BUEMI CHE Nissan e.dams Nissan IM01 </div>								
50	54.668	21.242	16.209	17.217	116.2	45:26.925									
51	54.835	20.158	16.987	17.690	115.9	46:21.760									
<div style="border: 1px solid black; padding: 5px;"> 22 Oliver ROWLAND GBR Nissan e.dams Nissan IM01 </div>							<div style="border: 1px solid black; padding: 5px;"> 25 Jean-Eric VERGNE FRA DS TECHEETAH DS E-TENSE FE19 </div>								
1	1:02.183	26.997	17.544	17.642	102.2	1:02.183	1	1:03.071	27.738	17.703	17.630	100.7	1:03.071		
2	55.706	21.479	16.971	17.256	114.1	1:57.889	2	55.945	21.639	16.967	17.339	113.6	1:59.016		
3	54.612	20.773	16.731	17.108	116.3	2:52.501	3	54.692	20.917	16.588	17.187	116.2	2:53.708		
4	54.057	20.476	16.543	17.038	117.5	3:46.558	4	53.881	20.516	16.432	16.933	117.9	3:47.589		
5	53.693	20.375	16.423	16.895	118.3	4:40.251	5	53.851	20.574	16.322	16.955	118.0	4:41.440		
6	53.640	20.297	16.393	16.950	118.5	5:33.891	6	53.597	20.371	16.168	17.058	118.6	5:35.037		
7	53.496	20.107	16.456	16.933	118.8	6:27.387	7	53.133	■	20.373	16.210	16.550	119.6	6:28.170	
8	53.452	20.185	16.350	16.917	118.9	7:20.839	8	54.086	■	20.748	16.734	16.604	117.5	7:22.256	
9	53.350	■	20.187	16.427	16.736	119.1	8:14.189	9	53.242	■	20.225	16.149	16.868	119.3	8:15.498
10	53.501	■	20.403	16.329	16.769	118.8	9:07.690	10	54.283	■	20.973	16.477	16.833	117.1	9:09.781
11	53.186	■	20.369	16.052	16.765	119.5	10:00.876	11	53.271	■	20.260	16.064	16.947	119.3	10:03.052
12	53.139	■	20.240	16.161	16.738	119.6	10:54.015	12	53.894	20.530	16.321	17.043	117.9	10:56.946	
13	53.571	■	20.348	16.315	16.908	118.6	11:47.586	13	53.850	20.507	16.408	16.935	118.0	11:50.796	
14	53.539	20.214	16.339	16.986	118.7	12:41.125	14	53.758	20.532	16.362	16.864	118.2	12:44.554		
15	53.526	20.246	16.194	17.086	118.7	13:34.651	15	53.771	20.407	16.392	16.972	118.2	13:38.325		
16	53.567	20.261	16.248	17.058	118.6	14:28.218	16	53.492	20.263	16.279	16.950	118.8	14:31.817		
17	53.356	20.311	16.050	16.995	119.1	15:21.574	17	53.566	20.333	16.277	16.956	118.6	15:25.383		
18	53.511	20.208	16.182	17.121	118.7	16:15.085	18	53.904	20.715	16.245	16.944	117.9	16:19.287		
19	53.496	20.322	16.212	16.962	118.8	17:08.581	19	53.480	20.379	16.240	16.861	118.8	17:12.767		
20	53.332	20.346	16.096	16.890	119.1	18:01.913	20	53.414	20.297	16.243	16.874	119.0	18:06.181		
21	53.252	20.280	16.046	16.926	119.3	18:55.165	21	53.435	20.330	16.200	16.905	118.9	18:59.616		
22	53.558	20.318	16.195	17.045	118.6	19:48.723	22	54.184	20.652	16.385	17.147	117.3	19:53.800		
23	53.376	20.156	16.221	16.999	119.0	20:42.099	23	53.303	20.287	16.111	16.905	119.2	20:47.103		
24	53.151	20.146	16.018	16.987	119.5	21:35.250	24	53.760	20.525	16.189	17.046	118.2	21:40.863		
25	53.535	20.327	16.178	17.030	118.7	22:28.785	25	53.083	20.179	16.054	16.850	119.7	22:33.946		
26	53.215	20.239	16.015	16.961	119.4	23:22.000	26	53.184	20.321	15.971	16.892	119.5	23:27.130		
27	53.303	20.254	16.122	16.927	119.2	24:15.303	27	53.653	20.255	16.321	17.077	118.4	24:20.783		
28	53.305	20.154	16.167	16.984	119.2	25:08.608	28	54.032	20.627	16.221	17.184	117.6	25:14.815		
29	53.420	20.289	16.118	17.013	118.9	26:02.028	29	53.823	20.493	16.138	17.192	118.1	26:08.638		
30	1:16.805	20.135	19.141	37.529	82.7	27:18.833	30	1:25.310	20.649	27.387	37.274	74.5	27:33.948		
31	1:03.139	29.827	16.312	17.000	100.6	28:21.972	31	56.008	22.405	16.495	17.108	113.4	28:29.956		
32	53.742	20.493	16.279	16.970	118.2	29:15.714	32	55.132	■	21.545	16.666	16.921	115.3	29:25.088	
33	54.154	20.704	16.496	16.954	117.3	30:09.868	33	53.356	■	20.291	16.365	16.700	119.1	30:18.444	
34	53.965	20.910	16.301	16.754	117.7	31:03.833	34	53.391	■	20.276	16.146	16.969	119.0	31:11.835	
35	53.039	20.241	16.049	16.749	119.8	31:56.872	35	53.391	■	20.440	16.103	16.848	119.0	32:05.226	
36	52.993	20.078	16.092	16.823	119.9	32:49.865	36	53.231	■	20.436	15.879	16.916	119.4	32:58.457	
37	52.717	19.993	15.953	16.771	120.5	33:42.582	37	53.447	20.563	16.068	16.816	118.9	33:51.904		
38	52.810	19.992	16.018	16.800	120.3	34:35.392	38	52.902	20.031	15.926	16.945	120.1	34:44.806		
39	52.710	20.043	15.764	16.903	120.5	35:28.102	39	52.847	20.171	15.920	16.756	120.2	35:37.653		
40	52.943	20.009	16.088	16.846	120.0	36:21.045	40	52.815	20.090	16.036	16.689	120.3	36:30.468		
41	52.831	19.949	16.079	16.803	120.3	37:13.876	41	52.725	20.060	15.913	16.752	120.5	37:23.193		
42	52.795	20.075	15.950	16.770	120.4	38:06.671	42	52.629	19.870	15.931	16.828	120.7	38:15.822		
43	52.759	19.995	15.987	16.777	120.4	38:59.430	43	52.585	19.926	15.881	16.778	120.8	39:08.407		
44	52.824	■	20.120	16.152	16.552	120.3	39:52.254	44	52.695	20.060	15.908	16.727	120.6	40:01.102	
45	52.796	■	19.986	16.090	16.720	120.4	40:45.050	45	52.981	20.217	15.935	16.829	119.9	40:54.083	
46	52.694	■	20.034	15.994	16.666	120.6	41:37.744	46	52.900	20.132	15.948	16.820	120.1	41:46.983	
47	52.690	■	19.902	16.226	16.562	120.6	42:30.434	47	52.928	20.250	15.928	16.750	120.0	42:39.911	
48	53.168	■	20.516	16.032	16.620	119.5	43:23.602	48	53.190	20.368	15.966	16.856	119.5	43:33.101	
49	53.677	20.695	16.173	16.809	118.4	44:17.279	49	52.893	20.065	15.950	16.878	120.1	44:25.994		
50	53.931	20.805	16.319	16.807	117.8	45:11.210	50	52.785	20.105	15.871	16.809	120.4	45:18.779		
51	54.538	20.854	16.635	17.049	116.5	46:05.748	51	52.983	20.025	16.081	16.877	119.9	46:11.762		

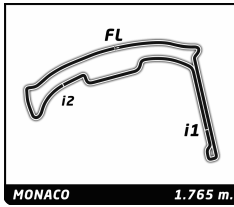


ABB FIA Formula E Championship Round 9 - Monaco ePrix Race

Analysis

Official Timekeeper

■ 250KW
 ■ 225KW
 ■ Personal Best
 ■ Session Best
 ■ B Crossing the finish line in pit lane

Lap	Time	Sector 1	Sector 2	Sector 3	Kph	Elapsed	Lap	Time	Sector 1	Sector 2	Sector 3	Kph	Elapsed	
1	1:00.822	25.956	17.233	17.633	104.5	1:00.822	5	53.817	20.607	16.129	17.081	118.1	4:41.910	
2	55.189	21.133	16.698	17.358	115.1	1:56.011	6	53.640	20.439	16.147	17.054	118.5	5:35.550	
3	54.387	20.797	16.445	17.145	116.8	2:50.398	7	53.535	20.380	16.220	16.935	118.7	6:29.085	
4	54.180	20.544	16.414	17.222	117.3	3:44.578	8	53.986	20.334	16.602	17.050	117.7	7:23.071	
5	53.721	20.454	16.231	17.036	118.3	4:38.299	9	53.181	20.141	16.000	17.040	119.5	8:16.252	
6	53.652	20.256	16.325	17.071	118.4	5:31.951	10	54.235	20.733	16.343	17.159	117.2	9:10.487	
7	53.374	20.310	16.129	16.935	119.0	6:25.325	11	53.121	20.307	15.934	16.880	119.6	10:03.608	
8	53.455	20.369	16.093	16.993	118.9	7:18.780	12	53.755	20.548	16.036	17.171	118.2	10:57.363	
9	53.425	20.337	16.145	16.943	118.9	8:12.205	13	53.612	■	20.623	16.320	16.659	118.5	11:50.975
10	53.445	20.224	16.229	16.992	118.9	9:05.650	14	53.977	■	20.947	16.070	16.960	117.7	12:44.952
11	53.547	20.521	16.068	16.958	118.7	9:59.197	15	53.602	■	20.406	16.273	16.923	118.5	13:38.554
12	53.323	20.244	16.112	16.967	119.2	10:52.520	16	53.454	■	20.381	16.246	16.827	118.9	14:32.008
13	53.457	20.441	16.120	16.896	118.9	11:45.977	17	53.816	■	20.586	16.106	17.124	118.1	15:25.824
14	53.460	20.345	16.164	16.951	118.9	12:39.437	18	54.133	20.952	16.128	17.053	117.4	16:19.957	
15	53.453	20.291	16.224	16.938	118.9	13:32.890	19	53.953	21.154	16.025	16.774	117.8	17:13.910	
16	53.281	20.206	16.118	16.957	119.3	14:26.171	20	54.077	20.618	16.579	16.880	117.5	18:07.987	
17	53.560	20.311	16.253	16.996	118.6	15:19.731	21	52.775	20.190	15.828	16.757	120.4	19:00.762	
18	53.800	■	20.324	16.677	16.799	118.1	16:13.531	22	53.956	20.484	16.130	17.342	117.8	19:54.718
19	53.076	■	20.287	16.051	16.738	119.7	17:06.607	23	53.401	20.439	16.030	16.932	119.0	20:48.119
20	52.949	■	20.102	16.062	16.785	120.0	17:59.556	24	53.723	20.457	16.114	17.152	118.3	21:41.842
21	53.454	■	20.291	16.338	16.825	118.9	18:53.010	25	54.469	21.275	16.279	16.915	116.7	22:36.311
22	53.662	■	20.331	16.328	17.003	118.4	19:46.672	26	53.282	20.507	15.898	16.877	119.3	23:29.593
23	53.718	20.455	16.277	16.986	118.3	20:40.390	27	53.227	20.375	16.014	16.838	119.4	24:22.820	
24	53.646	20.506	16.272	16.868	118.4	21:34.036	28	53.378	20.414	15.974	16.990	119.0	25:16.198	
25	53.476	20.320	16.211	16.945	118.8	22:27.512	29	53.350	20.411	15.966	16.973	119.1	26:09.548	
26	53.382	20.280	16.134	16.968	119.0	23:20.894	30	1:25.525	20.886	28.834	35.805	74.3	27:35.073	
27	53.643	20.336	16.258	17.049	118.4	24:14.537	31	55.879	22.646	16.319	16.914	113.7	28:30.952	
28	53.380	20.305	16.111	16.964	119.0	25:07.917	32	55.451	■	22.148	16.464	16.839	114.6	29:26.403
29	53.402	20.186	16.175	17.041	119.0	26:01.319	33	53.307	■	20.434	16.197	16.676	119.2	30:19.710
30	1:16.589	20.267	18.899	37.423	83.0	27:17.908	34	53.204	■	20.149	16.023	17.032	119.4	31:12.914
31	1:03.477	30.099	16.418	16.960	100.1	28:21.385	35	53.699	■	20.909	15.926	16.864	118.3	32:06.613
32	53.978	20.614	16.256	17.108	117.7	29:15.363	36	53.125	■	20.673	15.638	16.814	119.6	32:59.738
33	54.273	20.804	16.378	17.091	117.1	30:09.636	37	54.538	21.657	16.036	16.845	116.5	33:54.276	
34	53.754	20.738	16.190	16.826	118.2	31:03.390	38	52.791	20.247	15.706	16.838	120.4	34:47.067	
35	53.021	20.129	16.124	16.768	119.8	31:56.411	39	52.527	20.142	15.685	16.700	121.0	35:39.594	
36	52.893	19.963	16.173	16.757	120.1	32:49.304	40	52.676	20.264	15.643	16.769	120.6	36:32.270	
37	52.684	19.916	16.031	16.737	120.6	33:41.988	41	52.967	20.323	15.779	16.865	120.0	37:25.237	
38	52.660	19.911	15.977	16.772	120.7	34:34.648	42	53.846	21.256	15.759	16.831	118.0	38:19.083	
39	52.724	19.852	16.030	16.842	120.5	35:27.372	43	52.842	20.179	15.769	16.894	120.2	39:11.925	
40	52.741	19.807	16.145	16.789	120.5	36:20.113	44	53.180	20.535	15.848	16.797	119.5	40:05.105	
41	52.857	19.867	16.143	16.847	120.2	37:12.970	45	53.048	20.246	15.914	16.888	119.8	40:58.153	
42	52.526	19.746	15.950	16.830	121.0	38:05.496	46	53.643	20.844	15.928	16.871	118.4	41:51.796	
43	52.924	19.903	16.171	16.850	120.1	38:58.420	47	58.512	25.339	16.127	17.046	108.6	42:50.308	
44	53.121	20.306	16.056	16.759	119.6	39:51.541	48	53.789	20.628	16.114	17.047	118.1	43:44.097	
45	53.066	■	20.045	16.355	16.666	119.7	40:44.607	49	56.630	22.424	16.643	17.563	112.2	44:40.727
46	52.417	■	19.774	15.979	16.664	121.2	41:37.024	50	55.135	21.411	16.364	17.360	115.2	45:35.862
47	52.904	20.136	16.065	16.703	120.1	42:29.928	51	56.619	21.511	16.704	18.404	112.2	46:32.481	
48	53.346	■	20.591	16.020	16.735	119.1	43:23.274							
49	53.549	■	20.567	16.150	16.832	118.7	44:16.823							
50	54.031	20.835	16.283	16.913	117.6	45:10.854								
51	54.693	20.833	16.688	17.172	116.2	46:05.547								

27	Alexander SIMS	GBR					
	BMW i ANDRETTI MOTORSPORT	BMW iFE.18					
	1	1:03.612	28.314	17.489	17.809	99.9	1:03.612
	2	55.843	21.596	16.880	17.367	113.8	1:59.455
	3	54.737	21.093	16.419	17.225	116.1	2:54.192
4	53.901	20.591	16.210	17.100	117.9	3:48.093	

28	Antonio Felix DA COSTA	PRT					
	BMW i ANDRETTI MOTORSPORT	BMW iFE.18					
	1	1:04.734	29.354	17.196	18.184	98.2	1:04.734
	2	55.611	21.564	16.657	17.390	114.3	2:00.345
	3	54.790	21.241	16.345	17.204	116.0	2:55.135
	4	53.961	20.803	16.224	16.934	117.8	3:49.096
	5	53.835	20.720	16.192	16.923	118.0	4:42.931
	6	53.640	20.702	15.980	16.958	118.5	5:36.571
	7	53.587	20.607	16.099	16.881	118.6	6:30.158
8	53.759	20.517	16.230	17.012	118.2	7:23.917	

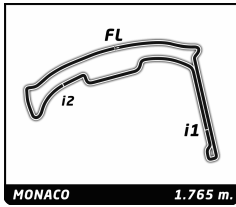


ABB FIA Formula E Championship Round 9 - Monaco ePrix Race

Analysis

Official Timekeeper

■ 250KW
 ■ 225KW
 ■ Personal Best
 ■ Session Best
 ■ B Crossing the finish line in pit lane

Lap	Time	Sector 1	Sector 2	Sector 3	Kph	Elapsed	Lap	Time	Sector 1	Sector 2	Sector 3	Kph	Elapsed
9	53.528	20.405	16.207	16.916	118.7	8:17.445	13	53.797	20.756	16.129	16.912	118.1	11:57.639
10	53.853	20.648	16.201	17.004	118.0	9:11.298	14	53.517	20.581	16.001	16.935	118.7	12:51.156
11	53.580	20.636	16.029	16.915	118.6	10:04.878	15	53.688	20.666	16.141	16.881	118.4	13:44.844
12	53.454	20.469	16.062	16.923	118.9	10:58.332	16	53.420	20.599	15.954	16.867	118.9	14:38.264
13	53.853	20.671	16.169	17.013	118.0	11:52.185	17	53.761	20.781	16.094	16.886	118.2	15:32.025
14	53.736	20.633	16.180	16.923	118.2	12:45.921	18	53.676	20.702	16.081	16.893	118.4	16:25.701
15	53.716	20.490	16.031	17.195	118.3	13:39.637	19	53.681	20.752	15.933	16.996	118.4	17:19.382
16	53.477	20.404	15.970	17.103	118.8	14:33.114	20	53.955	20.739	16.254	16.962	117.8	18:13.337
17	53.506	20.445	15.957	17.104	118.8	15:26.620	21	54.182	20.830	16.364	16.988	117.3	19:07.519
18	53.949	21.020	16.071	16.858	117.8	16:20.569	22	54.764	21.666	16.207	16.891	116.0	20:02.283
19	53.602	20.745	16.114	16.743	118.5	17:14.171	23	53.043	20.330	15.889	16.824	119.8	20:55.326
20	53.176	20.595	15.711	16.870	119.5	18:07.347	24	52.879	20.111	15.837	16.931	120.2	21:48.205
21	52.496	20.043	15.862	16.591	121.0	18:59.843	25	53.054	20.208	15.913	16.933	119.8	22:41.259
22	54.231	20.727	16.412	17.092	117.2	19:54.074	26	53.529	20.444	16.112	16.973	118.7	23:34.788
23	53.491	20.518	16.140	16.833	118.8	20:47.565	27	53.578	20.601	16.034	16.943	118.6	24:28.366
24	53.739	20.444	16.140	17.155	118.2	21:41.304	28	54.172	20.861	16.218	17.093	117.3	25:22.538
25	53.100	20.280	15.996	16.824	119.7	22:34.404	29	54.444	21.028	16.427	16.989	116.7	26:16.982
26	53.211	20.350	15.972	16.889	119.4	23:27.615	30	1:26.674	22.283	41.483	22.908	73.3	27:43.656
27	53.477	20.259	16.241	16.977	118.8	24:21.092	31	54.023	21.134	16.175	16.714	117.6	28:37.679
28	54.090	20.744	16.094	17.252	117.5	25:15.182	32	52.527	20.018	15.841	16.668	121.0	29:30.206
29	53.825	20.586	15.983	17.256	118.0	26:09.007	33	53.080	19.993	16.026	17.061	119.7	30:23.286
30	1:25.750	20.792	29.012	35.946	74.1	27:34.757	34	52.876	20.153	15.827	16.896	120.2	31:16.162
31	55.237	21.975	16.368	16.894	115.0	28:29.994	35	53.188	20.255	16.042	16.891	119.5	32:09.350
32	55.437	22.005	16.420	17.012	114.6	29:25.431	36	53.713	20.686	16.042	16.985	118.3	33:03.063
33	53.383	20.334	16.250	16.799	119.0	30:18.814	37	54.093	20.648	16.275	17.170	117.5	33:57.156
34	53.317	20.447	15.925	16.945	119.2	31:12.131	38	53.145	20.459	15.864	16.822	119.6	34:50.301
35	53.724	20.687	15.936	17.101	118.3	32:05.855	39	52.729	20.063	15.875	16.791	120.5	35:43.030
36	53.033	20.320	15.845	16.868	119.8	32:58.888	40	53.161	20.197	16.053	16.911	119.5	36:36.191
37	54.527	21.972	15.848	16.707	116.5	33:53.415	41	52.719	20.164	15.900	16.655	120.5	37:28.910
38	52.447	20.006	15.746	16.695	121.2	34:45.862	42	52.753	20.218	15.799	16.736	120.4	38:21.663
39	52.717	20.134	15.824	16.759	120.5	35:38.579	43	53.010	20.456	15.827	16.727	119.9	39:14.673
40	52.861	20.209	15.910	16.742	120.2	36:31.440	44	52.891	19.895	15.946	17.050	120.1	40:07.564
41	53.031	20.498	15.785	16.748	119.8	37:24.471	45	53.161	20.455	15.938	16.768	119.5	41:00.725
42	52.652	20.130	15.775	16.747	120.7	38:17.123	46	52.896	20.355	15.774	16.767	120.1	41:53.621
43	53.469	20.445	16.131	16.893	118.8	39:10.592	47	53.525	20.431	16.178	16.916	118.7	42:47.146
44	53.232	20.391	16.000	16.841	119.4	40:03.824	48	52.757	20.281	15.705	16.771	120.4	43:39.903
45	53.219	20.362	15.910	16.947	119.4	40:57.043	49	53.553	20.501	16.190	16.862	118.6	44:33.456
46	53.644	20.777	16.020	16.847	118.4	41:50.687	50	55.054	21.092	16.852	17.110	115.4	45:28.510
47	53.796	20.698	15.759	17.339	118.1	42:44.483	51	53.885	20.348	16.604	16.933	117.9	46:22.395
48	53.484	20.564	15.864	17.056	118.8	43:37.967							
49	54.079	20.680	16.087	17.312	117.5	44:32.046							
50	55.082	22.255	16.131	16.696	115.4	45:27.128							
51	54.375	20.304	16.860	17.211	116.9	46:21.503							

36	André LOTTERER	DEU				
	DS TECHEETAH	DS E-TENSE FE19				
1	1:09.088	32.113	18.415	18.560	92.0	1:09.088
2	55.918	21.418	16.705	17.795	113.6	2:05.006
3	54.820	21.067	16.393	17.360	115.9	2:59.826
4	54.183	20.927	16.247	17.009	117.3	3:54.009
5	54.194	21.038	16.200	16.956	117.2	4:48.203
6	53.836	20.639	16.247	16.950	118.0	5:42.039
7	53.573	20.439	16.142	16.992	118.6	6:35.612
8	53.649	20.457	16.166	17.026	118.4	7:29.261
9	53.831	20.538	16.230	17.063	118.0	8:23.092
10	53.530	20.559	15.958	17.013	118.7	9:16.622
11	53.648	20.551	16.077	17.020	118.4	10:10.270
12	53.572	20.466	16.113	16.993	118.6	11:03.842

48	Edoardo MORTARA	CHE				
	Venturi Formula E Team	Venturi VFE05				
1	1:11.286	33.943	18.872	18.471	89.1	1:11.286
2	55.973	21.825	16.826	17.322	113.5	2:07.259
3	55.393	21.622	16.609	17.162	114.7	3:02.652
4	54.335	20.844	16.389	17.102	116.9	3:56.987
5	54.090	20.610	16.586	16.894	117.5	4:51.077
6	53.962	20.660	16.329	16.973	117.7	5:45.039
7	53.805	20.421	16.447	16.937	118.1	6:38.844
8	53.273	20.365	16.041	16.867	119.3	7:32.117
9	53.446	20.269	16.347	16.830	118.9	8:25.563
10	53.335	20.308	16.075	16.952	119.1	9:18.898
11	53.621	20.464	16.153	17.004	118.5	10:12.519
12	53.373	20.302	16.130	16.941	119.0	11:05.892
13	54.236	20.980	16.208	17.048	117.2	12:00.128
14	53.351	20.337	16.103	16.911	119.1	12:53.479
15	54.012	20.629	16.174	17.209	117.6	13:47.491
16	53.215	20.260	16.100	16.855	119.4	14:40.706

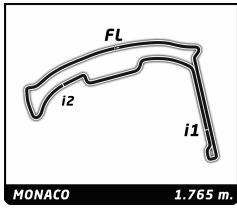


ABB FIA Formula E Championship

Round 9 - Monaco ePrix

Race

Analysis

Official Timekeeper

■ 250KW ■ 225KW ■ Personal Best ■ Session Best ■ B Crossing the finish line in pit lane

Lap	Time	Sector 1	Sector 2	Sector 3	Kph	Elapsed	Lap	Time	Sector 1	Sector 2	Sector 3	Kph	Elapsed							
17	53.071	20.199	16.103	16.769	119.7	15:33.777	43	53.665	20.353	15.992	17.320	118.4	39:16.749							
18	53.525	20.623	16.012	16.890	118.7	16:27.302	44	53.217	20.590	15.864	16.763	119.4	40:09.966							
19	53.947	20.766	16.269	16.912	117.8	17:21.249	45	53.141	20.262	15.923	16.956	119.6	41:03.107							
20	53.574	20.425	16.146	17.003	118.6	18:14.823	46	52.926	20.054	15.910	16.962	120.1	41:56.033							
21	53.412	20.079	16.478	16.855	119.0	19:08.235	47	54.637	21.622	16.090	16.925	116.3	42:50.670							
22	56.227	22.340	16.934	16.953	113.0	20:04.462	48	53.935	20.820	16.001	17.114	117.8	43:44.605							
23	52.791	20.052	15.914	16.825	120.4	20:57.253	49	54.817	21.454	16.315	17.048	115.9	44:39.422							
24	53.470	20.466	16.003	17.001	118.8	21:50.723	50	53.729	20.546	16.057	17.126	118.3	45:33.151							
25	54.158	20.561	16.433	17.164	117.3	22:44.881	51	53.884	20.556	16.338	16.990	117.9	46:27.035							
26	53.596	▲	20.895	16.213	16.488	118.6	23:38.477	<div style="border: 1px solid black; padding: 5px;"> 66 Daniel ABT DEU Audi Sport Abt Schaeffler Formula E Te Audi e-tron FE05 </div>												
27	53.373	▲	20.546	16.243	16.584	119.0	24:31.850													
28	53.572	▲	20.923	15.903	16.746	118.6	25:25.422													
29	1:18.780	▲	25.439	20.670	32.671	80.7	26:44.202													
<div style="border: 1px solid black; padding: 5px;"> 64 Jérôme D'AMBROSIO BEL MAHINDRA RACING Mahindra M5Electro </div>														1	1:08.801	31.857	18.335	18.609	92.4	1:08.801
														2	55.727	21.377	16.595	17.755	114.0	2:04.528
														3	54.858	21.104	16.459	17.295	115.8	2:59.386
														4	54.304	21.123	16.162	17.019	117.0	3:53.690
														5	54.092	20.877	16.258	16.957	117.5	4:47.782
														6	53.862	20.631	16.250	16.981	118.0	5:41.644
								7	53.441	20.345	16.167	16.929	118.9	6:35.085						
								8	53.630	20.458	16.176	16.996	118.5	7:28.715						
								9	53.798	20.653	16.148	16.997	118.1	8:22.513						
								10	53.510	20.351	16.099	17.060	118.7	9:16.023						
11	53.645	20.498	16.200	16.947	118.4	10:09.668														
12	53.685	20.419	16.276	16.990	118.4	11:03.353														
13	53.775	20.701	16.104	16.970	118.2	11:57.128														
14	53.657	20.503	16.197	16.957	118.4	12:50.785														
15	53.579	20.538	16.131	16.910	118.6	13:44.364														
16	53.504	20.451	16.098	16.955	118.8	14:37.868														
17	53.766	20.598	16.242	16.926	118.2	15:31.634														
18	53.644	20.594	16.139	16.911	118.4	16:25.278														
19	53.731	20.621	16.135	16.975	118.3	17:19.009														
20	53.786	20.534	16.237	17.015	118.1	18:12.795														
21	53.750	20.701	16.129	16.920	118.2	19:06.545														
22	55.267	21.977	16.466	16.824	115.0	20:01.812														
23	52.817	20.112	15.904	16.801	120.3	20:54.629														
24	53.008	20.153	16.060	16.795	119.9	21:47.637														
25	53.151	20.164	16.078	16.909	119.5	22:40.788														
26	53.553	20.222	16.372	16.959	118.6	23:34.341														
27	53.578	20.489	16.184	16.905	118.6	24:27.919														
28	54.343	20.484	16.725	17.134	116.9	25:22.262														
29	54.198	▲	20.978	16.418	16.802	117.2	26:16.460													
30	1:26.454	▲	20.888	42.439	23.127	73.5	27:42.914													
31	52.460	▲	19.956	15.883	16.621	121.1	28:35.374													
32	53.157	▲	20.136	16.207	16.814	119.5	29:28.531													
33	53.776	▲	20.785	16.160	16.831	118.2	30:22.307													
34	52.841	19.998	16.030	16.813	120.2	31:15.148														
35	53.298	20.114	16.247	16.937	119.2	32:08.446														
36	53.638	20.602	16.141	16.895	118.5	33:02.084														
37	54.190	20.579	16.587	17.024	117.3	33:56.274														
38	53.093	20.225	16.106	16.762	119.7	34:49.367														
39	52.747	20.078	15.908	16.761	120.5	35:42.114														
40	53.137	20.174	16.081	16.882	119.6	36:35.251														
41	52.694	20.068	15.853	16.773	120.6	37:27.945														
42	52.791	20.009	16.093	16.689	120.4	38:20.736														
43	52.655	20.028	15.852	16.775	120.7	39:13.391														
44	53.453	20.165	16.376	16.912	118.9	40:06.844														
45	52.845	▲	20.199	15.933	16.713	120.2	40:59.689													
46	53.309	▲	20.700	15.863	16.746	119.2	41:52.998													

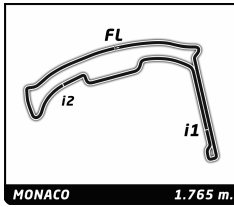


ABB FIA Formula E Championship

Round 9 - Monaco ePrix

Race

Analysis

Official Timekeeper

■ 250KW ■ 225KW ■ Personal Best ■ Session Best ■ B Crossing the finish line in pit lane

Lap	Time	Sector 1	Sector 2	Sector 3	Kph	Elapsed	Lap	Time	Sector 1	Sector 2	Sector 3	Kph	Elapsed
47	53.523	20.699	16.112	16.712	118.7	42:46.521	51	54.984	21.008	16.502	17.474	115.6	46:06.986
48	52.781	20.275	15.943	16.563	120.4	43:39.302							
49	53.589	20.551	16.125	16.913	118.6	44:32.891							
50	55.149	21.360	16.820	16.969	115.2	45:28.040							
51	53.907	20.297	16.669	16.941	117.9	46:21.947							

94	Pascal WEHRLEIN	DEU
MAHINDRA RACING		Mahindra M5Electro
1	1:01.463	26.524 17.517 17.422 103.4 1:01.463
2	55.265	21.191 16.908 17.166 115.0 1:56.728
3	54.441	20.713 16.555 17.173 116.7 2:51.169
4	54.061	20.574 16.472 17.015 117.5 3:45.230
5	53.958	20.513 16.520 16.925 117.8 4:39.188
6	53.562	20.222 16.340 17.000 118.6 5:32.750
7	53.700	20.237 16.386 17.077 118.3 6:26.450
8	53.366	20.199 16.226 16.941 119.1 7:19.816
9	53.546	20.248 16.205 17.093 118.7 8:13.362
10	55.780	22.486 16.541 16.753 113.9 9:09.142
11	53.074	20.157 16.162 16.755 119.7 10:02.216
12	53.115	20.292 16.046 16.777 119.6 10:55.331
13	53.351	20.202 16.249 16.900 119.1 11:48.682
14	53.472	20.202 16.340 16.930 118.8 12:42.154
15	53.746	20.391 16.317 17.038 118.2 13:35.900
16	53.757	20.209 16.498 17.050 118.2 14:29.657
17	53.481	20.186 16.313 16.982 118.8 15:23.138
18	53.765	20.460 16.255 17.050 118.2 16:16.903
19	53.586	20.301 16.306 16.979 118.6 17:10.489
20	53.334	20.185 16.220 16.929 119.1 18:03.823
21	53.515	20.335 16.208 16.972 118.7 18:57.338
22	53.424	20.192 16.262 16.970 118.9 19:50.762
23	53.373	20.216 16.201 16.956 119.0 20:44.135
24	53.461	20.222 16.335 16.904 118.9 21:37.596
25	53.134	20.053 16.177 16.904 119.6 22:30.730
26	53.076	19.953 16.144 16.979 119.7 23:23.806
27	53.312	20.220 16.164 16.928 119.2 24:17.118
28	53.115	20.051 16.181 16.883 119.6 25:10.233
29	53.205	20.170 16.101 16.934 119.4 26:03.438
30	1:18.189	20.270 20.496 37.423 81.3 27:21.627
31	1:02.404	29.065 16.448 16.891 101.8 28:24.031
32	52.907	20.040 16.094 16.773 120.1 29:16.938
33	53.787	20.491 16.343 16.953 118.1 30:10.725
34	54.128	20.823 16.251 17.054 117.4 31:04.853
35	53.160	20.322 15.992 16.846 119.5 31:58.013
36	52.751	19.975 15.986 16.790 120.5 32:50.764
37	52.904	20.105 16.004 16.795 120.1 33:43.668
38	52.780	19.946 16.017 16.817 120.4 34:36.448
39	52.743	19.941 16.087 16.715 120.5 35:29.191
40	52.885	20.038 16.044 16.803 120.1 36:22.076
41	52.699	19.941 15.938 16.820 120.6 37:14.775
42	52.900	20.281 15.827 16.792 120.1 38:07.675
43	52.748	20.057 15.930 16.761 120.5 39:00.423
44	52.894	20.138 15.893 16.863 120.1 39:53.317
45	53.141	20.080 16.255 16.806 119.6 40:46.458
46	52.385	19.971 15.930 16.484 121.3 41:38.843
47	52.532	19.876 15.850 16.806 121.0 42:31.375
48	53.210	20.469 15.804 16.937 119.4 43:24.585
49	53.483	20.645 15.867 16.971 118.8 44:18.068
50	53.934	20.809 16.109 17.016 117.8 45:12.002