

# ABB FIA Formula E Championship

## Round 13 - New York City ePrix

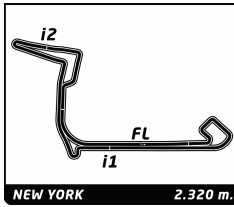
### Free Practice 3

### Analysis

Official Timekeeper

■ 250KW ■ 225KW ■ Personal Best ■ Session Best ■ Crossing the finish line in pit lane

Lap	Time	Sector 1	Sector 2	Sector 3	Kph	Elapsed	Lap	Time	Sector 1	Sector 2	Sector 3	Kph	Elapsed
<b>2</b> <b>Sam BIRD</b> GBR							Envision Virgin Racing Audi e-tron FE05						
1	1:33.268	39.088	31.989	22.191	89.5	1:33.268	3	1:55.367 B	24.852	30.348	1:00.167	72.4	5:38.393
2	3:16.612 B	26.256	31.115	2:19.241	42.5	4:49.880	4	1:30.242	37.179	32.571	20.492	92.6	7:08.635
3	1:30.396	35.289	32.640	22.467	92.4	6:20.276	5	1:11.935	24.388	28.086	19.461	116.1	8:20.570
4	1:21.318	27.515	32.544	21.259	102.7	7:41.594	6	1:31.637	28.906	40.397	22.334	91.1	9:52.207
5	1:11.960	24.350	27.970	19.640	116.1	8:53.554	7	1:11.668	24.341	27.889	19.438	116.5	11:03.875
6	1:35.146	32.466	40.015	22.665	87.8	10:28.700	8	1:33.091	34.276	37.673	21.142	89.7	12:36.966
7	1:11.127	24.098	27.794	19.235	117.4	11:39.827	9	1:11.244	24.150	27.729	19.365	117.2	13:48.210
8	1:13.486	24.921	28.706	19.859	113.7	12:53.313	10	1:20.775	29.087	31.177	20.511	103.4	15:08.985
9	1:12.924	24.683	28.697	19.544	114.5	14:06.237	11	1:12.907	24.734	28.501	19.672	114.6	16:21.892
10	1:13.239	24.733	28.740	19.766	114.0	15:19.476	12	13:29.690 B	27.508	57.326	...	10.3	29:51.582
11	1:13.076	24.769	28.730	19.577	114.3	16:32.552	13	1:35.030	37.560	33.841	23.629	87.9	31:26.612
12	2:44.974 B	45.672	56.240	1:03.062	50.6	19:17.526	14	1:10.098	23.777	27.320	19.001	119.1	32:36.710
13	11:22.279	...	33.813	22.529	12.2	30:39.805	15	1:19.883	25.415	33.697	20.771	104.6	33:56.593
14	1:11.036	24.079	27.744	19.213	117.6	31:50.841	16	1:12.609	24.586	28.322	19.701	115.0	35:09.202
15	1:41.575	34.768	45.365	21.442	82.2	33:32.416							
16	1:10.327	23.764	27.535	19.028	118.8	34:42.743							
17	1:49.058 B	33.536	36.297	39.225	76.6	36:31.801							
<b>3</b> <b>Alexander LYNN</b> GBR							Panasonic Jaguar Racing Jaguar I-Type III						
1	2:01.296	1:04.182	34.372	22.742	68.9	2:01.296							
2	6:43.618 B	25.927	29.685	5:48.006	20.7	8:44.914							
3	1:29.392	36.942	30.913	21.537	93.4	10:14.306							
4	1:16.580	25.145	31.090	20.345	109.1	11:30.886							
5	1:11.792	24.234	28.024	19.534	116.3	12:42.678							
6	1:30.100	30.259	37.154	22.687	92.7	14:12.778							
7	1:11.247	24.040	27.861	19.346	117.2	15:24.025							
8	13:57.430 B	28.109	41.207	...	10.0	29:21.455							
9	1:35.437	41.008	31.970	22.459	87.5	30:56.892							
10	1:17.027	26.083	30.799	20.145	108.4	32:13.919							
11	1:10.246	23.727	27.456	19.063	118.9	33:24.165							
12	1:30.111	28.595	39.156	22.360	92.7	34:54.276							
13	1:11.339	24.057	27.946	19.336	117.1	36:05.615							
<b>4</b> <b>Robin FRIJNS</b> NLD							Envision Virgin Racing Audi e-tron FE05						
1	1:36.710	42.285	32.764	21.661	86.4	1:36.710							
2	1:18.066	26.540	30.394	21.132	107.0	2:54.776							
3	2:51.997 B	25.370	29.766	1:56.861	48.6	5:46.773							
4	1:23.817	33.529	30.176	20.112	99.6	7:10.590							
5	1:12.065	24.108	27.679	20.278	115.9	8:22.655							
6	1:11.627	24.506	27.831	19.290	116.6	9:34.282							
7	1:26.964	28.205	37.487	21.272	96.0	11:01.246							
8	1:11.425	24.201	27.798	19.426	116.9	12:12.671							
9	1:14.619	25.661	29.105	19.853	111.9	13:27.290							
10	1:14.306	26.037	28.634	19.635	112.4	14:41.596							
11	18:13.224 B	24.766	28.906	...	7.6	32:54.820							
12	1:28.477	35.037	32.997	20.443	94.4	34:23.297							
13	1:09.789	23.542	27.171	19.076	119.7	35:33.086							
<b>5</b> <b>Stoffel VANDOORNE</b> BEL							HWA RACELAB Venturi VFE05						
1	2:28.367	1:32.959	32.981	22.427	56.3	2:28.367							
2	1:14.659	25.520	28.772	20.367	111.9	3:43.026							
<b>6</b> <b>Maximilian GÜNTHER</b> DEU							GEOX DRAGON Penske EV-3						
1	2:31.054	1:37.038	32.429	21.587	55.3	2:31.054							
2	1:15.429	25.703	29.469	20.257	110.7	3:46.483							
3	1:15.063	25.975	29.025	20.063	111.3	5:01.546							
4	1:14.287	25.333	28.979	19.975	112.4	6:15.833							
5	1:14.126	25.201	29.053	19.872	112.7	7:29.959							
6	1:13.996	25.260	28.867	19.869	112.9	8:43.955							
7	1:13.507	25.079	28.677	19.751	113.6	9:57.462							
8	1:13.427	25.050	28.663	19.714	113.7	11:10.889							
9	4:03.742 B	25.084	28.871	3:09.787	34.3	15:14.631							
10	1:32.364	40.100	32.316	19.948	90.4	16:46.995							
11	12:43.268 B	50.728	55.559	...	10.9	29:30.263							
12	1:38.986	43.689	33.312	21.985	84.4	31:09.249							
13	1:11.595	24.386	27.823	19.386	116.7	32:20.844							
14	3:21.166 B	28.001	31.718	2:21.447	41.5	35:42.010							
15	1:32.781	35.243	35.689	21.849	90.0	37:14.791							
16	1:10.576	23.911	27.493	19.172	118.3	38:25.367							
<b>7</b> <b>José Maria LOPEZ</b> ARG							GEOX DRAGON Penske EV-3						
1	2:20.904	1:24.152	35.516	21.236	59.3	2:20.904							
2	1:14.455	25.559	28.975	19.921	112.2	3:35.359							
3	1:13.140	24.977	28.320	19.843	114.2	4:48.499							
4	1:12.894	24.617	28.670	19.607	114.6	6:01.393							
5	1:35.561	34.045	39.247	22.269	87.4	7:36.954							
6	1:12.319	24.902	28.058	19.359	115.5	8:49.273							
7	1:31.278	33.812	36.992	20.474	91.5	10:20.551							
8	1:11.828	24.182	28.276	19.370	116.3	11:32.379							
9	1:30.728	32.921	36.686	21.121	92.1	13:03.107							
10	1:12.621	24.601	28.404	19.616	115.0	14:15.728							
11	1:13.477	24.834	28.835	19.808	113.7	15:29.205							
12	1:14.304	25.506	29.026	19.772	112.4	16:43.509							
13	13:06.487 B	50.842	55.743	...	10.6	29:49.996							
14	1:41.991	38.185	38.507	25.299	81.9	31:31.987							
15	1:25.423	30.712	33.428	21.283	97.8	32:57.410							
16	1:10.595	24.034	27.440	19.121	118.3	34:08.005							
<b>8</b> <b>Tom DILLMANN</b> FRA							NIO Formula E Team NIO Sport 004						
1	2:06.128	1:10.102	31.198	24.828	66.2	2:06.128							
2	1:15.906	25.685	29.277	20.944	110.0	3:22.034							



# ABB FIA Formula E Championship

## Round 13 - New York City ePrix

### Free Practice 3

### Analysis

Official Timekeeper

■ 250KW ■ 225KW ■ Personal Best ■ Session Best ■ Crossing the finish line in pit lane

Lap	Time	Sector 1	Sector 2	Sector 3	Kph	Elapsed	Lap	Time	Sector 1	Sector 2	Sector 3	Kph	Elapsed
3	1:13.930	25.272	28.594	20.064	113.0	4:35.964	14	<span style="color: green;">1:11.239</span> <span style="color: red;">■</span>	24.441	27.633	<span style="color: green;">19.165</span>	117.2	32:40.539
4	1:13.220	24.911	28.445	19.864	114.1	5:49.184	15	1:17.749 <span style="color: red;">■</span>	27.224	30.147	20.378	107.4	33:58.288
5	7:08.383 <span style="color: blue;">B</span>	25.370	28.943	6:14.070	19.5	12:57.567	16	2:16.502 <span style="color: blue;">B</span>	24.806	28.673	1:23.023	61.2	36:14.790
6	1:25.622	33.022	30.065	22.535	97.5	14:23.189	17	1:26.467 <span style="color: red;">■</span>	37.186	30.055	19.226	96.6	37:41.257
7	1:16.305	26.378	29.694	20.233	109.5	15:39.494	<b>19 Felipe MASSA</b> BRA						
8	14:05.375 <span style="color: blue;">B</span>	24.843	28.510	...	9.9	29:44.869	Venturi Formula E Team Venturi VFE05						
9	1:36.919	38.105	37.185	21.629	86.2	31:21.788	1	2:43.246	1:45.571	36.576	21.099	51.2	2:43.246
10	1:12.093	24.222	28.247	19.624	115.9	32:33.881	2	1:13.057	24.973	28.328	19.756	114.3	3:56.303
11	1:28.906 <span style="color: red;">■</span>	29.665	37.477	21.764	93.9	34:02.787	3	1:27.149	25.062	38.272	23.815	95.8	5:23.452
12	<span style="color: green;">1:10.828</span> <span style="color: red;">■</span>	<span style="color: green;">23.861</span>	<span style="color: green;">27.649</span>	<span style="color: green;">19.318</span>	117.9	35:13.615	4	1:11.907	24.449	27.935	19.523	116.2	6:35.359

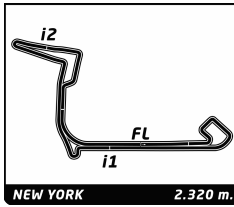
<b>11 Lucas DI GRASSI</b> BRA						
Audi Sport Abt Schaeffler Formula E Te Audi e-tron FE05						
1	2:44.497 <span style="color: blue;">B</span>	1:33.940	32.564	37.993	50.8	2:44.497
2	1:43.458	51.308	31.548	20.602	80.7	4:27.955
3	1:15.469	24.662	30.075	20.732	110.7	5:43.424
4	1:11.781	24.381	27.914	19.486	116.4	6:55.205
5	1:33.034	30.442	41.645	20.947	89.8	8:28.239
6	1:11.349	24.194	27.807	19.348	117.1	9:39.588
7	1:36.226 <span style="color: blue;">B</span>	25.292	31.252	39.682	86.8	11:15.814
8	19:08.467	...	29.445	20.937	7.3	30:24.281
9	1:23.657 <span style="color: red;">■</span>	25.508	37.055	21.094	99.8	31:47.938
10	<span style="color: green;">1:10.129</span> <span style="color: red;">■</span>	<span style="color: green;">23.537</span>	<span style="color: green;">27.310</span>	<span style="color: green;">19.282</span>	119.1	32:58.067
11	1:35.352 <span style="color: blue;">B</span>	25.535	30.871	38.946	87.6	34:33.419

<b>16 Oliver TURVEY</b> GBR						
NIO Formula E Team NIO Sport 004						
1	2:08.096	1:08.933	34.387	24.776	65.2	2:08.096
2	1:25.720	31.831	32.159	21.730	97.4	3:33.816
3	1:18.458	26.516	30.685	21.257	106.5	4:52.274
4	6:26.456 <span style="color: blue;">B</span>	26.270	32.175	5:28.011	21.6	11:18.730
5	1:31.163	35.184	34.289	21.690	91.6	12:49.893
6	1:19.102	28.124	30.824	20.154	105.6	14:08.995
7	1:12.255	24.377	28.250	19.628	115.6	15:21.250
8	1:12.164	24.233	28.178	19.753	115.7	16:33.414
9	12:58.948 <span style="color: blue;">B</span>	48.470	55.665	...	10.7	29:32.362
10	1:39.343	43.206	32.578	23.559	84.1	31:11.705
11	1:17.944	25.941	29.603	22.400	107.2	32:29.649
12	1:12.898	24.256	28.867	19.775	114.6	33:42.547
13	1:17.258 <span style="color: red;">■</span>	26.744	29.381	21.133	108.1	34:59.805
14	<span style="color: green;">1:11.272</span> <span style="color: red;">■</span>	<span style="color: green;">23.963</span>	<span style="color: green;">27.863</span>	<span style="color: green;">19.446</span>	117.2	36:11.077

<b>17 Gary PAFFETT</b> GBR						
HWA RACELAB Venturi VFE05						
1	2:16.873	1:23.110	31.833	21.930	61.0	2:16.873
2	1:24.622	28.032	34.978	21.612	98.7	3:41.495
3	1:12.509	24.735	28.172	19.602	115.2	4:54.004
4	2:08.426 <span style="color: blue;">B</span>	27.415	34.716	1:06.295	65.0	7:02.430
5	1:29.443	37.227	29.838	22.378	93.4	8:31.873
6	1:11.921	24.224	28.315	19.382	116.1	9:43.794
7	1:25.110	33.089	32.243	19.778	98.1	11:08.904
8	1:11.319	24.120	27.923	19.276	117.1	12:20.223
9	1:30.307	31.595	38.862	19.850	92.5	13:50.530
10	1:12.145	24.139	28.073	19.933	115.8	15:02.675
11	1:27.159	32.400	34.185	20.574	95.8	16:29.834
12	13:27.988 <span style="color: blue;">B</span>	43.651	56.151	...	10.3	29:57.822
13	1:31.478 <span style="color: red;">■</span>	34.835	33.032	23.611	91.3	31:29.300

<b>20 Mitch EVANS</b> NZL						
Panasonic Jaguar Racing Jaguar I-Type III						
1	2:26.659	1:30.653	33.909	22.097	56.9	2:26.659
2	4:02.213 <span style="color: blue;">B</span>	25.992	32.290	3:03.931	34.5	6:28.872
3	1:29.581	36.389	31.549	21.643	93.2	7:58.453
4	1:16.040	25.181	30.918	19.941	109.8	9:14.493
5	1:11.368	24.152	27.698	19.518	117.0	10:25.861
6	1:12.961	24.940	28.500	19.521	114.5	11:38.822
7	1:12.630	24.642	28.255	19.733	115.0	12:51.452
8	1:12.881	24.698	28.373	19.810	114.6	14:04.333
9	1:32.259	30.285	35.568	26.406	90.5	15:36.592
10	1:11.305	24.132	27.831	19.342	117.1	16:47.897
11	12:35.606 <span style="color: blue;">B</span>	53.499	56.433	...	11.1	29:23.503
12	1:37.617	41.949	32.923	22.745	85.6	31:01.120
13	1:22.750 <span style="color: red;">■</span>	26.093	33.248	23.409	100.9	32:23.870
14	<span style="color: green;">1:10.458</span> <span style="color: red;">■</span>	<span style="color: green;">23.632</span>	<span style="color: green;">27.366</span>	19.460	118.5	33:34.328
15	1:22.240 <span style="color: red;">■</span>	27.928	32.473	21.839	101.6	34:56.568
16	1:10.760	23.892	27.546	<span style="color: green;">19.322</span>	118.0	36:07.328
17	2:35.581 <span style="color: blue;">B</span>	24.699	29.814	1:41.068	53.7	38:42.909

<b>22 Oliver ROWLAND</b> GBR						
Nissan e.dams Nissan IM01						
1	2:00.033	1:03.011	34.140	22.882	69.6	2:00.033
2	1:21.282	27.393	32.871	21.018	102.8	3:21.315
3	1:11.997	24.512	27.932	19.553	116.0	4:33.312
4	1:27.163	28.557	36.871	21.735	95.8	6:00.475
5	1:11.661	24.407	27.718	19.536	116.5	7:12.136
6	1:24.172	29.576	33.949	20.647	99.2	8:36.308
7	1:11.355	24.277	27.658	19.420	117.0	9:47.663
8	1:29.074	29.782	35.434	23.858	93.8	11:16.737
9	1:13.713	25.017	28.682	20.014	113.3	12:30.450
10	1:13.309	24.696	28.548	20.065	113.9	13:43.759
11	1:13.125	24.733	28.556	19.836	114.2	14:56.884
12	1:13.494	24.797	28.584	20.113	113.6	16:10.378
13	13:08.116 <span style="color: blue;">B</span>	24.567	48.278	...	10.6	29:18.494
14	1:37.332 <span style="color: red;">■</span>	40.967	33.849	22.516	85.8	30:55.826
15	<span style="color: green;">1:09.952</span> <span style="color: red;">■</span>	23.764	<span style="color: purple;">27.063</span>	<span style="color: green;">19.125</span>	119.4	32:05.778



# ABB FIA Formula E Championship

## Round 13 - New York City ePrix

### Free Practice 3

### Analysis

Official Timekeeper

■ 250KW ■ 225KW ■ Personal Best ■ Session Best ■ B Crossing the finish line in pit lane

Lap	Time	Sector 1	Sector 2	Sector 3	Kph	Elapsed	Lap	Time	Sector 1	Sector 2	Sector 3	Kph	Elapsed
16	3:40.730 B	26.779	30.935	2:43.016	37.8	35:46.508	13	14:04.764 B	31.163	35.165	...	9.9	29:37.698
17	1:32.624	35.068	33.978	23.578	90.2	37:19.132	14	1:32.403	39.234	31.656	21.513	90.4	31:10.101
18	1:21.517	27.058	33.100	21.359	102.5	38:40.649	15	1:15.333	24.639	29.680	21.014	110.9	32:25.434

<b>23</b>	<b>Sébastien BUEMI</b>	CHE				
Nissan e.dams		Nissan IM01				
1	1:58.598	1:00.595	34.928	23.075	70.4	1:58.598
2	1:18.844	27.456	30.573	20.815	105.9	3:17.442
3	1:12.316	24.754	27.815	19.747	115.5	4:29.758
4	1:36.575	32.363	41.284	22.928	86.5	6:06.333
5	1:11.715	24.399	27.709	19.607	116.5	7:18.048
6	1:45.147	36.043	46.454	22.650	79.4	9:03.195
7	1:33.071	31.893	37.803	23.375	89.7	10:36.266
8	1:11.323	24.222	27.583	19.518	117.1	11:47.589
9	1:30.744	32.369	36.057	22.318	92.0	13:18.333
10	1:13.421	24.868	28.447	20.106	113.8	14:31.754
11	1:13.143	24.649	28.422	20.072	114.2	15:44.897
12	13:29.129 B	24.687	28.183	...	10.3	29:14.026
13	1:39.169	42.761	33.397	23.011	84.2	30:53.195
14	1:11.003	24.115	27.426	19.462	117.6	32:04.198
15	1:29.826	30.290	39.548	19.988	93.0	33:34.024
16	1:10.259	23.799	27.231	19.229	118.9	34:44.283
17	3:30.469 B	31.433	34.465	2:24.571	39.7	38:14.752

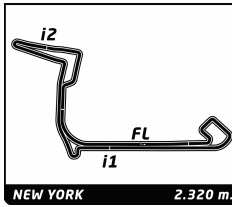
<b>25</b>	<b>Jean-Eric VERGNE</b>	FRA				
DS TECHEETAH		DS E-TENSE FE19				
1	1:31.613	38.064	31.927	21.622	91.2	1:31.613
2	1:34.030 B	25.650	30.967	37.413	88.8	3:05.643
3	1:51.101	57.413	32.288	21.400	75.2	4:56.744
4	1:13.835	25.440	28.497	19.898	113.1	6:10.579
5	1:13.429	25.128	28.488	19.813	113.7	7:24.008
6	1:12.958	25.040	28.300	19.618	114.5	8:36.966
7	1:18.837	26.836	30.611	21.390	105.9	9:55.803
8	1:11.145	24.294	27.647	19.204	117.4	11:06.948
9	1:34.764	33.942	36.332	24.490	88.1	12:41.712
10	1:10.833	24.017	27.445	19.371	117.9	13:52.545
11	1:34.061 B	26.189	30.977	36.895	88.8	15:26.606
12	15:07.069	...	31.931	22.811	9.2	30:33.675
13	1:09.989	23.833	27.130	19.026	119.3	31:43.664
14	1:23.105	29.232	32.023	21.850	100.5	33:06.769
15	1:12.254	24.141	27.809	20.304	115.6	34:19.023
16	1:36.535 B	26.319	31.067	39.149	86.5	35:55.558

<b>27</b>	<b>Alexander SIMS</b>	GBR				
BMW i ANDRETTI MOTORSPORT		BMW iFE.18				
1	2:02.902	1:08.178	31.366	23.358	68.0	2:02.902
2	1:15.291	25.252	29.504	20.535	110.9	3:18.193
3	1:14.410	26.709	28.194	19.507	112.2	4:32.603
4	1:11.850	24.373	28.054	19.423	116.2	5:44.453
5	1:11.788	24.359	28.070	19.359	116.3	6:56.241
6	1:17.308	26.698	30.755	19.855	108.0	8:13.549
7	1:11.826	24.213	27.860	19.753	116.3	9:25.375
8	1:11.696	24.300	28.042	19.354	116.5	10:37.071
9	1:11.484	24.153	28.019	19.312	116.8	11:48.555
10	1:20.553	27.430	33.331	19.792	103.7	13:09.108
11	1:11.604	24.223	27.932	19.449	116.6	14:20.712
12	1:12.222	24.331	28.185	19.706	115.6	15:32.934

<b>28</b>	<b>Antonio Felix DA COSTA</b>	PRT				
BMW i ANDRETTI MOTORSPORT		BMW iFE.18				
1	3:01.956 B	1:05.150	32.454	1:24.352	45.9	3:01.956
2	1:21.738	31.531	29.769	20.438	102.2	4:23.694
3	1:12.897	24.675	28.545	19.677	114.6	5:36.591
4	1:12.082	24.203	28.341	19.538	115.9	6:48.673
5	1:27.050	29.108	36.788	21.154	95.9	8:15.723
6	1:12.330	24.658	28.198	19.474	115.5	9:28.053
7	1:11.625	24.297	27.896	19.432	116.6	10:39.678
8	1:30.272	32.086	37.441	20.745	92.5	12:09.950
9	1:11.467	24.139	27.936	19.392	116.9	13:21.417
10	1:11.300	24.071	27.894	19.335	117.1	14:32.717
11	1:34.782	36.734	37.344	20.704	88.1	16:07.499
12	13:28.071 B	24.095	42.630	...	10.3	29:35.570
13	1:40.479	43.169	33.638	23.672	83.1	31:16.049
14	1:10.914	24.066	27.595	19.253	117.8	32:26.963
15	1:38.241	31.396	43.533	23.312	85.0	34:05.204
16	1:10.306	23.653	27.538	19.115	118.8	35:15.510
17	1:35.603	32.595	38.196	24.812	87.4	36:51.113
18	1:18.822	27.883	30.452	20.487	106.0	38:09.935

<b>36</b>	<b>André LOTTERER</b>	DEU				
DS TECHEETAH		DS E-TENSE FE19				
1	3:03.623	2:06.950	34.118	22.555	45.5	3:03.623
2	1:16.470	25.957	30.161	20.352	109.2	4:20.093
3	1:13.137	24.841	28.559	19.737	114.2	5:33.230
4	1:35.656 B	28.193	30.471	36.992	87.3	7:08.886
5	1:44.162	50.798	32.205	21.159	80.2	8:53.048
6	1:13.416	24.431	27.810	21.175	113.8	10:06.464
7	1:11.143	24.202	27.577	19.364	117.4	11:17.607
8	1:29.522	29.364	39.123	21.035	93.3	12:47.129
9	1:11.019	24.267	27.551	19.201	117.6	13:58.148
10	1:30.306	28.395	38.058	23.853	92.5	15:28.454
11	1:40.872 B	24.133	37.728	39.011	82.8	17:09.326
12	13:29.520	...	32.389	23.836	10.3	30:38.846
13	1:10.878	24.068	27.580	19.230	117.8	31:49.724
14	1:31.625	27.748	37.716	26.161	91.2	33:21.349
15	1:10.851	24.077	27.591	19.183	117.9	34:32.200
16	1:35.297 B	24.041	27.564	43.692	87.6	36:07.497

<b>48</b>	<b>Edoardo MORTARA</b>	CHE				
Venturi Formula E Team		Venturi VFE05				
1	2:53.331	1:51.056	39.650	22.625	48.2	2:53.331
2	1:12.512	24.649	28.236	19.627	115.2	4:05.843
3	1:32.818	32.780	37.530	22.508	90.0	5:38.661
4	1:27.359	30.801	34.167	22.391	95.6	7:06.020
5	1:11.485	24.248	27.806	19.431	116.8	8:17.505
6	1:24.766	29.914	33.445	21.407	98.5	9:42.271
7	1:11.264	24.082	27.841	19.341	117.2	10:53.535



# ABB FIA Formula E Championship

## Round 13 - New York City ePrix

### Free Practice 3

### Analysis

Official Timekeeper

■ 250KW ▣ 225KW ■ Personal Best ■ Session Best B Crossing the finish line in pit lane

Lap	Time	Sector 1	Sector 2	Sector 3	Kph	Elapsed	Lap	Time	Sector 1	Sector 2	Sector 3	Kph	Elapsed
8	18:33.727 B	25.774	31.860	...	7.5	29:27.262	9	1:13.192	25.148	28.341	19.703	114.1	14:00.769
9	1:37.500	42.114	34.278	21.108	85.7	31:04.762	10	1:13.017	24.706	28.608	19.703	114.4	15:13.786
10	1:11.205	24.071	27.826	19.308	117.3	32:15.967	11	1:12.853	24.754	28.439	19.660	114.6	16:26.639
11	1:38.983	29.317	47.301	22.365	84.4	33:54.950	12	14:39.029 B	31.899	59.793	...	9.5	31:05.668
12	<span style="background-color: green;">1:11.148</span>	<span style="background-color: green;">24.027</span>	<span style="background-color: green;">27.794</span>	19.327	117.4	35:06.098	13	1:26.698	<span style="color: red;">▣</span> 36.461	30.086	20.151	96.3	32:32.366
13	1:27.786	28.989	35.876	22.921	95.1	36:33.884	14	1:20.595	<span style="color: red;">▣</span> <span style="background-color: green;">23.845</span>	34.217	22.533	103.6	33:52.961
14	1:11.153	24.098	27.844	<span style="background-color: green;">19.211</span>	117.4	37:45.037	15	2:55.348 B	<span style="color: red;">▣</span> 24.059	<span style="background-color: green;">27.887</span>	2:03.402	47.6	36:48.309
							16	1:31.433	39.153	28.859	23.421	91.3	38:19.742

64	<b>Jérôme D'AMBROSIO</b>	BEL				
	MAHINDRA RACING	Mahindra M5Electro				
1	1:45.869	49.638	33.412	22.819	78.9	1:45.869
2	4:13.177 B	27.091	32.313	3:13.773	33.0	5:59.046
3	1:32.317	39.765	30.492	22.060	90.5	7:31.363
4	1:15.289	25.346	29.277	20.666	110.9	8:46.652
5	1:13.450	24.847	28.667	19.936	113.7	10:00.102
6	1:12.722	24.586	28.386	19.750	114.8	11:12.824
7	1:12.713	24.617	28.263	19.833	114.9	12:25.537
8	1:13.347	24.587	28.794	19.966	113.9	13:38.884
9	1:12.149	24.393	28.011	19.745	115.8	14:51.033
10	1:12.159	24.336	28.095	19.728	115.7	16:03.192
11	13:04.814 B	24.467	39.056	...	10.6	29:08.006
12	1:36.299	<span style="color: red;">▣</span> 37.547	35.680	23.072	86.7	30:44.305
13	1:10.596	<span style="color: red;">▣</span> 23.840	27.322	19.434	118.3	31:54.901
14	2:58.304 B	<span style="color: red;">▣</span> 25.339	28.365	2:04.600	46.8	34:53.205
15	1:51.412	<span style="color: red;">▣</span> 51.851	33.067	26.494	75.0	36:44.617
16	<span style="background-color: purple;">1:09.712</span>	<span style="color: red;">▣</span> <span style="background-color: green;">23.540</span>	<span style="background-color: green;">27.087</span>	<span style="background-color: green;">19.085</span>	119.8	37:54.329

66	<b>Daniel ABT</b>	DEU				
	Audi Sport Abt Schaeffler Formula E Te	Audi e-tron FE05				
1	1:30.144	37.179	31.213	21.752	92.7	1:30.144
2	1:14.513	25.336	28.981	20.196	112.1	2:44.657
3	1:20.103	24.799	31.224	24.080	104.3	4:04.760
4	1:25.386	24.782	34.570	26.034	97.8	5:30.146
5	1:17.770	28.420	29.344	20.006	107.4	6:47.916
6	1:14.008	25.089	28.924	19.995	112.9	8:01.924
7	1:13.757	25.106	28.792	19.859	113.2	9:15.681
8	1:29.602 B	24.958	29.008	35.636	93.2	10:45.283
9	5:03.993	4:02.295	37.109	24.589	27.5	15:49.276
10	1:52.570 B	24.329	27.686	1:00.555	74.2	17:41.846
11	12:46.703	...	30.097	21.628	10.9	30:28.549
12	1:12.245	24.265	28.351	19.629	115.6	31:40.794
13	1:11.213	24.225	27.612	19.376	117.3	32:52.007
14	1:29.754 B	24.525	29.050	36.179	93.1	34:21.761
15	2:01.080	<span style="color: red;">▣</span> 1:03.030	35.391	22.659	69.0	36:22.841
16	<span style="background-color: green;">1:09.944</span>	<span style="color: red;">▣</span> <span style="background-color: green;">23.697</span>	<span style="background-color: green;">27.130</span>	<span style="background-color: green;">19.117</span>	119.4	37:32.785
17	1:29.739 B	25.148	29.054	35.537	93.1	39:02.524

94	<b>Pascal WEHRLEIN</b>	DEU				
	MAHINDRA RACING	Mahindra M5Electro				
1	2:07.100	53.709	42.531	30.860	65.7	2:07.100
2	1:36.307	34.438	35.884	25.985	86.7	3:43.407
3	2:42.836 B	31.273	37.172	1:34.391	51.3	6:26.243
4	1:28.444	37.586	30.112	20.746	94.4	7:54.687
5	1:14.211	25.033	29.155	20.023	112.5	9:08.898
6	1:13.378	24.901	28.777	19.700	113.8	10:22.276
7	<span style="background-color: green;">1:12.561</span>	24.523	28.393	<span style="background-color: green;">19.645</span>	115.1	11:34.837
8	1:12.740	24.670	28.365	19.705	114.8	12:47.577